



HAL
open science

Inefficiencies in technology transfer: theory and empirics

Marie-Laure Allain, Emeric Henry, Margaret Kyle

► **To cite this version:**

Marie-Laure Allain, Emeric Henry, Margaret Kyle. Inefficiencies in technology transfer: theory and empirics. 2011. hal-03473787

HAL Id: hal-03473787

<https://hal-sciencespo.archives-ouvertes.fr/hal-03473787>

Preprint submitted on 10 Dec 2021

HAL is a multi-disciplinary open access archive for the deposit and dissemination of scientific research documents, whether they are published or not. The documents may come from teaching and research institutions in France or abroad, or from public or private research centers.

L'archive ouverte pluridisciplinaire **HAL**, est destinée au dépôt et à la diffusion de documents scientifiques de niveau recherche, publiés ou non, émanant des établissements d'enseignement et de recherche français ou étrangers, des laboratoires publics ou privés.

DISCUSSION PAPER SERIES

No. 8206

INEFFICIENCIES IN TECHNOLOGY TRANSFER: THEORY AND EMPIRICS

Marie-Laure Allain, Emeric Henry and
Margaret K Kyle

INDUSTRIAL ORGANIZATION



Centre for **E**conomic **P**olicy **R**esearch

www.cepr.org

Available online at:

www.cepr.org/pubs/dps/DP8206.asp

INEFFICIENCIES IN TECHNOLOGY TRANSFER: THEORY AND EMPIRICS

Marie-Laure Allain, CNRS, Ecole Polytechnique
Emeric Henry, Sciences Po Paris and CEPR
Margaret K Kyle, Toulouse School of Economics, NBER and CEPR

Discussion Paper No. 8206

Centre for Economic Policy Research
77 Bastwick Street, London EC1V 3PZ, UK
Tel: (44 20) 7183 8801, Fax: (44 20) 7183 8820
Email: cepr@cepr.org, Website: www.cepr.org

This Discussion Paper is issued under the auspices of the Centre's research programme in **INDUSTRIAL ORGANIZATION**. Any opinions expressed here are those of the author(s) and not those of the Centre for Economic Policy Research. Research disseminated by CEPR may include views on policy, but the Centre itself takes no institutional policy positions.

The Centre for Economic Policy Research was established in 1983 as an educational charity, to promote independent analysis and public discussion of open economies and the relations among them. It is pluralist and non-partisan, bringing economic research to bear on the analysis of medium- and long-run policy questions.

These Discussion Papers often represent preliminary or incomplete work, circulated to encourage discussion and comment. Citation and use of such a paper should take account of its provisional character.

Copyright: Marie-Laure Allain, Emeric Henry and Margaret K Kyle

ABSTRACT

Inefficiencies in technology transfer: theory and empirics*

Markets for technology can promote innovation by allowing for division of labor in research and development. Some firms may specialize in the discovery of ideas, while others have a comparative advantage in later stages of development and marketing. However, these gains depend on the timing of technology transfer: the buyer of an idea should take over development at the stage at which he has an efficiency advantage. We show that in an environment with asymmetric information about the value of the idea and where this asymmetry decreases as the product is developed, deviations from the optimal timing of technology transfer will occur. We obtain a condition for the optimal timing to take place and show that the intensity of competition between potential buyers has countervailing effects on this condition. An empirical analysis of licensing contracts signed between biotechnology firms and large pharmaceutical firms confirms our theoretical predictions.

JEL Classification: L13, L24 and L65

Keywords: innovation, licensing and market structure

Marie-Laure Allain
Department of Economics
Ecole Polytechnique
91128 Palaiseau Cedex
FRANCE

Emeric Henry
Department of Economics
Sciences-Po Paris
28 Rue des Saints Peres
75006 Paris
FRANCE

Email:
marie-laure.allain@polytechnique.edu

Email:
emeric.henry@sciences-po.fr

For further Discussion Papers by this author see:
www.cepr.org/pubs/new-dps/dplist.asp?authorid=167731

For further Discussion Papers by this author see:
www.cepr.org/pubs/new-dps/dplist.asp?authorid=164950

Margaret K Kyle
Toulouse School of Economics
21 Allée de Brienne
31000 Toulouse
FRANCE

Email: margaret.kyle@tse-fr.eu

For further Discussion Papers by this author see:
www.cepr.org/pubs/new-dps/dplist.asp?authorid=163852

* We thank Josh Gans, Denis Gromb and J.P. Benoit for comments on an earlier draft, and seminar participants at Duke, EARIE 2008, CEPR IO 2009, IIOC 2010, London Business School, Lucca, Wharton, the University of Missouri, Harvard Business School, Emory, INSEAD, Université Libre De Bruxelles, PSE, TSE and HEC Lausanne for useful suggestions. Emeric Henry thanks the support of the Agence Nationale de la Recherche through its program Chaire d'excellence junior.

Submitted 10 January 2011

Inefficiencies in technology transfer: theory and empirics*

Marie-Laure Allain[†], Emeric Henry[‡] and Margaret Kyle[§]

January 17, 2011

Abstract

Markets for technology can promote innovation by allowing for division of labor in research and development. Some firms may specialize in the discovery of ideas, while others have a comparative advantage in later stages of development and marketing. However, these gains depend on the timing of technology transfer: the buyer of an idea should take over development at the stage at which he has an efficiency advantage. We show that in an environment with asymmetric information about the value of the idea and where this asymmetry decreases as the product is developed, deviations from the optimal timing of technology transfer will occur. We obtain a condition for the optimal timing to take place and show that the intensity of competition between potential buyers has countervailing effects on this condition. An empirical analysis of licensing contracts signed between biotechnology firms and large pharmaceutical firms confirms our theoretical predictions.

Jel Codes: L13, L24, L65.

Keywords: Innovation, Licensing, Market structure, Pharmaceuticals, Biotechnology.

1 Introduction

Innovation is undeniably an essential engine of growth. By allowing for specialization in the different phases of research and development, markets for technology are thought

*We thank Josh Gans, Denis Gromb and J.P. Benoit for comments on an earlier draft, and seminar participants at Duke, EARIE 2008, CEPR IO 2009, IIOC 2010, London Business School, Lucca, Wharton, the University of Missouri, Harvard Business School, Emory, INSEAD, Université Libre De Bruxelles, PSE, TSE and HEC Lausanne for useful suggestions. Emeric Henry thanks the support of the Agence Nationale de la Recherche through its program Chaire d'excellence junior.

[†]CNRS, Ecole Polytechnique (email: marie-laure.allain@polytechnique.edu)

[‡]Sciences Po Paris (email: emeric.henry@sciences-po.fr) and CEPR

[§]Toulouse School of Economics (email: margaret.kyle@tse-fr.eu) and CEPR.

to improve the efficiency of the innovative process and have grown in importance over recent decades.¹ We argue in this paper that these efficiency gains crucially depend on the timing of transfers, i.e. the phase at which the R&D project is transferred from one firm to another. We identify, both theoretically and empirically, factors that may distort technology transfers and thus reduce the innovation rate of an industry.

Whereas innovation has often been viewed, particularly in the theoretical literature, as a “black box” inside a vertically integrated firm, specialization in different phases of the innovation process is common in many industries, such as the pharmaceutical, chemical and semiconductor sectors (Arora et al. (2001)). Ideas are generally transferred from early stage innovators to later stage developers through, for instance, licensing contracts. This division of innovative labor may increase the efficiency of the innovation process, depending on the timing of the technology transfer.

For instance, consider two firms, one more efficient in conducting early stage research and the other more efficient in the final stage. It is socially optimal to have the relatively efficient firm own the idea at each stage, i.e. to transfer the invention from the first to the second firm at the end of the initial stage. Any other timing increases the cost of innovating and might lead to the innovation being abandoned. The innovation rate thus crucially depends on the timing of technology transfer.

We focus on two frictions that are typical in many innovative industries and that may create deviations from the socially optimal timing of transfer in markets for technology. First, innovative environments are often characterized by asymmetric information. The innovator is usually better informed about the value of her idea than a potential buyer. Second, as research progresses, verifiable information about the underlying value of the idea is revealed and the information asymmetry shrinks. We show theoretically that these two conditions can lead to delays in technology transfers, and we focus in particular on the effect of the intensity of competition. We test several predictions of our model using data on licensing of drug development projects.

The pharmaceutical industry is indeed a very good illustration of the process we described. There appears to be an increasing division of labor between small biotechnology firms and large pharmaceutical companies. Both the academic literature and the popular press note that a significant proportion of the drugs marketed by major pharmaceutical companies originate from licensing deals with smaller biotechnology firms.² Biotechnology companies seem to have a comparative advantage in achieving early stage discoveries

¹Licensing has become an increasingly popular means of transferring ideas: Estimates of the size of the global market for technology range from \$5.6 billion in the 1980s and \$36 billion to \$100 billion in the late 1990s, and Japanese firms reported earning 340 billion yen (\$3.2 billion) from licenses to foreign firms in 2002 .

²Angell (2004) claims that one third of the drugs marketed by major pharmaceutical companies originate from licenses with biotechs or universities, and in a 2006 survey of innovation, *The Economist* notes that “Big Pharma’s R&D activity is now concentrated as much on identifying and doing deals with small, innovative firms as it is on trying to discover its own blockbuster drugs” *Economist* (2006).

in certain fields while large pharmaceutical firms are considered more efficient in conducting later stage clinical testing.³ We argue that biotechnology firms are initially better informed about the quality of their drug candidates. However, verifiable information is revealed during the clinical trials that are required for regulatory approval. Once a clinical trial phase is successfully completed, the information asymmetry shrinks and potential buyers of a license become more confident of the drug candidate's value.

In this industry, it appears that licensing contracts have been signed with increased delays in recent years, a period also characterized by low numbers of new drugs launched. These delays do not merely reflect an increase in the total time required for drug development; rather, the technology transfer is occurring at later stages of development, after the completion of more advanced clinical trials. This is illustrated in Figure 1, where we show the fraction of deals signed in each development phase over the last three decades. This delay in technology transfer also coincides with a period of increased market concentration, as the pharmaceutical industry has experienced substantial merger activity. The link between the number of potential buyers and the timing of technology transfer is one of the central considerations in this paper. It is especially relevant to merger reviews in industries where licensing of ideas is widespread.

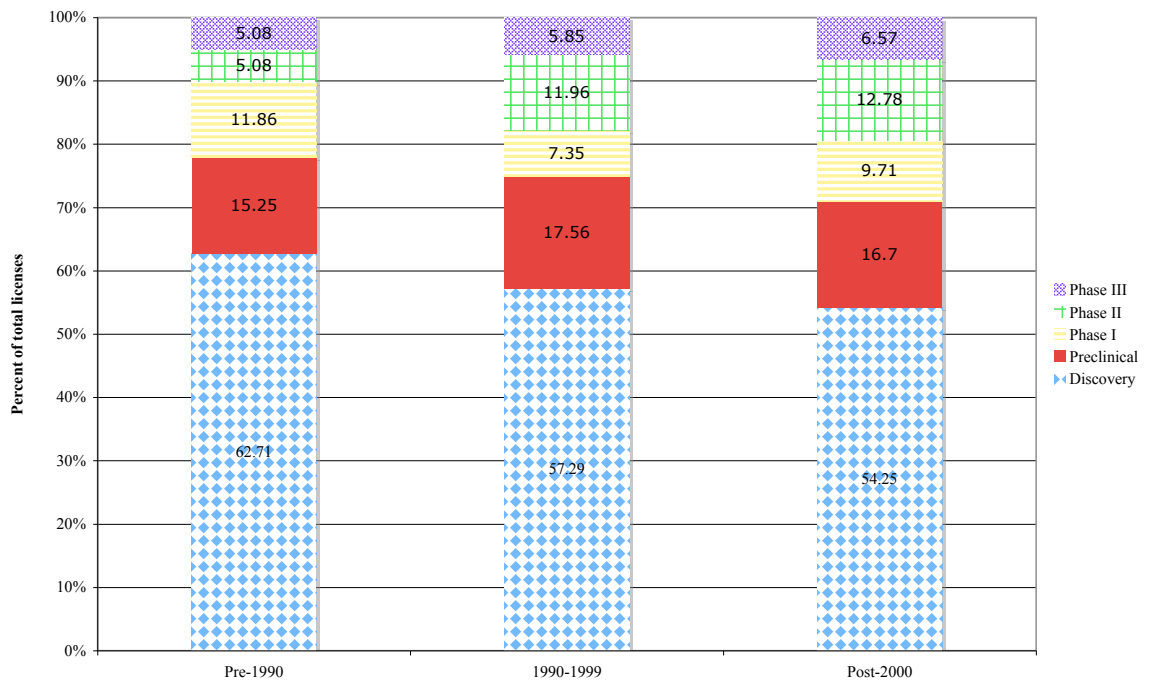
In a two period model involving one innovator and n potential buyers who compete on a downstream market, we examine the relationship between competition and the timing of technology transfers. Prior to the first period, the innovator has had an idea that requires additional development to bring it to market. While she faces some positive cost of development, development is costless for the buyers. It is thus socially optimal to transfer the idea from the innovator to one of the buyers in the first period. However, the first period is also characterized by asymmetric information: The innovator knows the value of her invention, but the buyers are uncertain whether the idea is good. Development efforts from the first to the second period reveal verifiable information about the value of the idea and the uncertainty is resolved prior to the start of the second period.

Innovations are transferred by signing contracts. A contract transfers the full ownership of the innovation to the buyer. This could correspond to an exclusive license or to the acquisition of the innovator's firm by the buyer. We build a bargaining model in which the larger the number of buyers, the greater the share of the surplus extracted by the innovator. In the context of this model, we identify a necessary and sufficient condition for the contract to be signed in the first period, and we examine how the number of competitors influences this condition.

If profits on the downstream market do not depend on the number of buyers n , we

³Guedj & Scharfstein (2004) show clear differences in the success rates of drug candidates in cancer between experienced, larger firms and small biotech firms. In an article in *Nature Reviews: Drug Discovery*, Kalamos & Pinkus (2003) claim that “[f]or the pharmaceutical industry, innovative biotech compounds have served to buttress lagging R&D productivity...pharma brings clinical development, portfolio management and commercialization skills that are lacking in many biotech companies”.

Figure 1: Stage at licensing signing over time



find that an increase in the number of buyers unambiguously delays the transfer. The key tradeoff is the following: An innovator who knows that her idea is good is tempted to wait for information about the idea's value to be revealed. However, she must incur development costs in order to do so. An agreement can therefore be reached in the first period only if the efficiency advantage of buyers in the development stage is large enough to offset the innovator's increase in the price she receives by waiting. The number of buyers n affects this tradeoff in a systematic way. An increase in the number of potential buyers n increases the bargaining power of the innovator and the price she can obtain in the second period. The innovator thus wants to wait while the buyers want to sign earlier. The incentive of the innovator however dominates as she knows for sure the innovation is good and therefore knows she will capture the increase in price in the second period.

When profits on the downstream market also depend on n , an increase in the number of buyers has two countervailing effects on the second period price. Greater competition increases the bargaining power of the innovator, but decreases the profits obtained from the innovation. The innovator obtains a larger slice of a smaller pie. For unconcentrated markets, the second effect dominates and the second period price decreases with the number of buyers, thus leading to earlier signing. The opposite is generally true for concentrated markets. Thus, we find an inverted U-shape for the effect of the number of competitors on the delay in licensing.

We also study a variant of the model in which we distinguish two types of firms: incumbents with existing products on the market and entrants without any stakes. While additional entrants affect competition for the innovation, the downstream profits an entrant realizes from signing depend only on the number of incumbents. We show theoretically that delay in the transfer is increasing in the number of entrants and decreasing in the number of incumbents.

Our empirical analysis of licenses in the pharmaceutical industry confirms the model's predictions. We combine data on licensing deals and the stage of drug development at signing with data on the number of firms in different therapeutic classes (firms with drugs treating similar diseases) who compete on the downstream product market as well as for the license. Controlling for various measures of financial constraints and other factors, we provide empirical evidence that delay in licensing is increasing in the number of potential buyers and decreasing in the square of this term.

From an empirical point of view it seems important to test the variant of the theoretical model where we distinguish entrants and incumbents. Using various definitions to build our measures of number of entrants and incumbents, we confirm the predictions of the theoretical model. We find that the percentage change in the probability of late signing for a one-percent change in the number of incumbents is -0.31, and the corresponding figure for entrants is 0.17.

A key assumption in the theoretical model is that the innovator is better informed

about the quality of the idea than the buyers. Indeed, in the absence of asymmetric information, competition has no effect on the timing of transfers in our model. In the empirical analysis we examine subsets of the data based on criteria related to the extent of asymmetric information about the quality of innovators and their ideas. We find that the effect of the number of entrants and incumbents on delay is insignificant for the “low asymmetry” subsets and significant for the “high asymmetry” subsets, which is consistent with the model’s prediction on the relationship between competition and information asymmetry.

Though the question addressed in this paper was motivated by the particular application to the pharmaceutical industry, the theoretical model is quite general. The results should be relevant in industries with the following characteristics. First, there should exist some asymmetry of information between the innovator and potential buyers, a reasonable feature in most innovative sectors. Second, information should be revealed during the development of the invention. Third, there should be some specialization in the innovation process.⁴

We build in this paper a tractable bargaining model that allows us to examine the timing of technology transfers in an environment with asymmetric information. This model is based on sequential bargaining as in Stole & Zwiebel (1996) and Smith & Thanassoulis (2007), although we adapt the framework to include information asymmetries. We note that there is a literature on technology transfers under asymmetric information when intellectual property rights are weak or non-existent (in particular Anton & Yao (2002)). This theoretical literature examines the problem of an innovator revealing some information to convince a potential buyer of the quality of her product under the risk that the buyer can then fully appropriate the invention without any form of payments. We concentrate here on a different aspect: property rights do exist, but the innovator has no means to credibly disclose information about the value of the invention.

We test empirically our theory of delays in technology transfers using licensing contracts in the pharmaceutical industry. There is a large literature that examines different aspects of licensing contracts, such as the choice between fixed fees and royalty rates, allocation of control rights, both theoretically and empirically (Lerner & Merges (1998), Lerner & Malmendier (2005), Kamien & Tauman (1986), Beggs (1992) and Choi (2001))⁵. However, with the exception of Gans et al. (2008), the question of the timing of licensing has been left aside. Gans et al. (2008) point out that a number of reasons can lead to deviations from the socially optimal timing of technology transfers, including search costs, asymmetry of information and uncertain property rights. Gans et al. (2008) concentrate on the third explanation. They show that the resolution of uncertainty over the scope of intellectual property (specifically a clarification of the claims granted to a patent) speeds

⁴See Arora et al. (2001) for a discussion of specialization and the division of innovative labor.

⁵See also Anand & Khanna (2000), Vishwasrao (2006), Mendi (2005), Higgins (2007)

licensing. We focus on the other hand on asymmetry of information and we examine more specifically the impact of market structure on timing.

The paper proceeds as follows. In section 2, we present the model and determine the main theoretical results in section 3. In section 4, we examine a number of robustness checks. We test these results on data on licensing contracts in the pharmaceutical industry in section 5 and 6. All proofs are presented in the appendix.

2 Model

We consider a model with $n \geq 2$ symmetric firms competing on a downstream market and one innovator with a previously generated idea. The n firms are the only potential buyers of the idea from the innovator, and do not attempt to innovate themselves (for instance, because their cost of early stage innovation is very high). The idea can be transferred by signing a license or by direct acquisition of the innovator's firm. To be consistent with our empirical application, we will, throughout the rest of this paper, call the contract that transfers the ownership of the idea from the innovator (that we sometimes call licensor) to one of the buyers (that we sometimes call licensee), a license. This license transfers the full ownership of the invention in exchange for a fixed price that is determined by a bargaining process that we describe below. The license is exclusive: if the innovator and one particular buyer reach an agreement, no other license can be sold and the game ends.⁶

The game has two periods that differ from each other in two important ways. First, at the end of the first period, if the innovator has not yet licensed the innovation, she needs to decide whether to develop the product further. Development of the innovation from period 1 to period 2 costs Δ for the innovator. The potential buyers are assumed to be more efficient in development. Specifically, we assume that the cost of development for a buyer is zero. Δ thus represents the difference in efficiency between the innovator and buyers.

Second, the information structure differs between period one and two. Period 1 is characterized by asymmetric information about the quality of the innovation. The innovator knows the quality of her idea, but none of the buyers do. They share a common prior that the innovation is of a good type with probability q or a bad type with probability $1 - q$.⁷ At the beginning of the second period, the type of the innovation is revealed. This is a result of the verifiable evidence generated during the development process.

⁶Note that in the pharmaceutical industry, most contracts are exclusive. They involve the transfer of a single compound to a particular firm (in our data, more than 85% of the licenses are exclusive).

⁷In section 3.3, we examine the case where the innovator is overconfident about the value of her invention.

2.1 Payoffs

The profits obtained from a good type innovation are described below (they are specified in reduced form except in the two examples of section 3.2).

- $\pi_0(n)$ is the profit of a buyer if neither he nor any of his competitors sign a license
- $\pi_l(n)$ is the profit of a buyer if one of his competitors signs a license
- $\pi(n)$ is the profit of a buyer if he signs a license

We assume $\pi(n) \geq \pi_0(n) \geq \pi_l(n) > 0$: each buyer wants to license a good type innovation and also prefers that no rival buyer licenses the innovation if he fails to do so himself. We also assume that all profit functions are weakly decreasing in n and are continuously differentiable.

We denote κ as the outside option of an innovator who has developed a good type innovation until the second period and has not sold a license. It represents profits that can be obtained from alternative uses. Note that if the innovation is not developed until the second period, it does not generate any profits. We impose the following assumption:

ASSUMPTION 1: $\pi(n) - \pi_0(n) > \kappa$

Assumption 1 states that if the quality of the innovation is known to be high, there are gains from trade between the innovator and a buyer. Indeed, if a license is sold, the aggregate profits of the negotiators are π while the aggregate profit without sale is given by $\kappa + \pi_0$. No license would ever be sold without this assumption.

If the innovation is of a bad type, we assume that it does not generate any profits. The innovator cannot sell a bad type idea in period 2, and if she fails to sell the idea in period 1, she will not develop the product from the first to the second period. The buyers, regardless of whether they signed a license, obtain their status quo payoff $\pi_0(n)$.

2.2 Bargaining

Bargaining between the innovator and the buyers takes place as follows. All buyers are randomly ordered in a sequence. The innovator negotiates one by one with each buyer. We call each bilateral negotiation between the innovator and an individual buyer a bargaining session. If bargaining breaks down with the current buyer, the innovator starts a bargaining session with the next buyer in the sequence. If bargaining succeeds, the game ends since licenses are exclusive.

As previously described, our model has two periods. If bargaining is unsuccessful with all buyers in the first period, the innovator must wait for the second period to start another sequence of negotiations. The order of bargaining is redrawn in the second

period.⁸ If all bargaining sessions fail in the second period, the players obtain their outside options. Within a period, the innovator cannot restart negotiations with a buyer with whom bargaining previously broke down. To summarize, each period involves at most n bargaining sessions, and the game overall contains at most $2n$ sessions.

The bargaining procedure inside a session occurs as in the alternating offer game with exogenous probability of breakdown introduced by Binmore et al. (1986). As in their paper, there is no discounting and the two players alternate making offers. If an offer is accepted, the game terminates. If it is rejected, the bargaining session breaks down exogenously with probability ϵ and the innovator moves to the next buyer in the sequence. If not, a new offer is made.⁹ We also assume that with probability η , a bargaining session does not even start. That is, a breakdown can occur even before the start of a session.¹⁰

The information structure is as follows. All players know n , and buyers know their positions in the sequence. However, the buyers cannot observe the negotiations between the other buyers and the innovator. In particular, following breakdown of a negotiation between the innovator and a particular buyer, buyers positioned later in the sequence do not know the offers that were made and do not even know if a session ever started with that buyer.

We chose this model of sequential bargaining for a number of reasons. First, we are interested in examining how competition influences the timing of licensing. We show that, in this sequential model, the larger the number of potential buyers in the sequence, the higher the price extracted by the innovator. Most models of oligopsony do not capture such an effect of the number of buyers on price.¹¹ Second, while an auction model of where the bidders have heterogenous values yields similar results (see section 4.1),¹² it does not fit our empirical application well. Indeed, our model of bargaining appears to be a good representation of the process through which licenses are sold in the pharmaceutical industry. Negotiations typically involve an exclusive period during which the licensor may not hold discussions with any other potential licensee.¹³

⁸Imposing an identical order across periods does not qualitatively affect our results.

⁹It is important that all bargaining sessions take a finite amount of time so that potentially all n sessions can take place before the end of period 1. As pointed out by Stole & Zwiebel (1996), “one can think of alternating offers being made at times $t, t + \frac{1}{2}, t + \frac{2}{3}, \dots, t + \frac{k-1}{k}$ to ensure that each bargaining session ends with probability 1 in one unit of time.”

¹⁰Note that we could have assumed $\eta = \epsilon$, but we prefer to use a different notation to emphasize the different roles of the probability of breakdown. The consequences of this assumption can be illustrated in the following example: with probability $\eta^3(1 - \eta)$, the innovator cannot make an offer to the first three buyers in the sequence and so makes his first offer to the fourth buyer. This assumption will prove essential to limit the multiplicity of equilibria, as discussed in section 3.1.2.

¹¹For instance, if the innovator made take-it-or-leave-it offers, n would not influence the bargaining power of the innovator, the innovator would extract the full surplus regardless of n . Note also that if the buyers made simultaneous offers to the innovator, competition between them for an exclusive license would leave them with no rents, independently of their number (as long as $n \geq 2$).

¹²In this case, a larger n mechanically increases the expected value of the highest valuation and thus the amount extracted by the seller.

¹³Press releases such as this are common: “Micrologix Biotech Inc. has entered into an exclusive ne-

Our model builds on other models of sequential negotiations, in particular Stole & Zwiebel (1996), who examine bargaining over labor inputs.¹⁴ An important difference with the previously mentioned literature is that we assume that licenses are exclusive.¹⁵ This assumption is not only realistic, but also necessary for tractability, since we introduce a new essential feature in the model: asymmetric information. Despite this additional complexity added to the model, we are able to unambiguously predict the timing of technology transfer.

3 The timing of technology transfer

The socially optimal timing is to transfer the innovation from the innovator to the buyer in the first period, as development is costless for buyers. We show in this paper that asymmetric information on the value of the innovation can delay the transfer. We solve the game by backward induction. All the results are limit results when the probabilities of exogenous bargaining breakdown ϵ and η converge to zero. All proofs are presented in the appendix.

3.1 The bargaining game

3.1.1 Bargaining in the second period

At the beginning of the second period, the type of the innovator's idea is known to all. If it is bad, no license is signed. In the description that follows, we therefore concentrate on the case where the innovation is of the good type. We denote $p_2(k)$ as the price of a license in second period when there are k buyers left in the sequence with whom the innovator has not yet negotiated.

Consider the negotiations with the $(n - k)$ th buyer (k buyers left in the sequence). We first focus on the case $k \geq 1$ and discuss the case of the last buyer separately. If the negotiations are successful, the innovator obtains the price of the license $p_2(k)$ and the

gotiation period to license MBI-226, an antimicrobial cationic peptide in Phase III clinical development for the prevention of catheter-related infections, to a US-based specialty pharmaceutical company "Specialty Pharma"). The negotiation period is for up to 60 days (the "Exclusivity Period") during which Micrologix will negotiate exclusively with Specialty Pharma the terms of a definitive license agreement for MBI-226." (<http://www.secinfo.com/d12MGs.1n4.htm>)

¹⁴In Stole & Zwiebel (1996), workers are also ordered in a sequence. In a bilateral negotiation, if a worker agrees to a wage, the firm moves on to the next worker in the sequence. However, these agreements are not binding. If there is a breakdown in a later negotiation, this triggers a replaying of the sequence between the firm and each remaining worker. This additional complexity does not arise in our framework because of the exclusivity of licenses. See also Smith & Thanassoulis (2007), Raskovich (2007).

¹⁵For instance, in Stole & Zwiebel (1996), the firm may contract with multiple workers. Considering non-exclusive licenses could modify our result. De Fontenay & Gans (2005) provide a complete study of the outcome of negotiations with interlocking relationships between buyers and sellers and externalities among the buyers.

buyer $\pi - p_2(k)$. As shown in Binmore et al. (1986), the outcome of the bargaining game when the probability of breakdown ϵ converges to zero is given by the Nash bargaining solution with the disagreement points equal to payoffs following breakdown.

In our setting, the payoffs in case of breakdown are determined by the outcome of the remaining negotiations. If an agreement is expected to be signed with the next buyer in the sequence, the innovator can expect the price $p_2(k-1)$ while the buyer expects profits π_l (the profits of a buyer if a license is signed by one of his competitors). This determines the following recursive relationship for $k > 1$:

$$p_2(k) - p_2(k-1) = \pi - p_2(k) - \pi_l \quad (1)$$

This reasoning depends on the expectation that bargaining will succeed with the next buyer in the sequence. Under Assumption 1, this expectation is correct. Indeed, Assumption 1 ($\pi(n) - \pi_0(n) > \kappa$) guarantees that there are gains from trade with the last buyer. Furthermore, a buyer positioned earlier in the sequence has more incentive to sign since he expects π_l rather than π_0 if he does not sign himself. Thus, as shown in the following Proposition, an agreement is reached with the first buyer in the sequence.

PROPOSITION 1: *If the innovation is good and bargaining failed in the first period, a license is sold in the second period to the first buyer in the sequence at a price:*

$$p_2(n) = \left(\frac{1}{2}\right)^n (\kappa + \pi_l - \pi_0) + \left(1 - \left(\frac{1}{2}\right)^n\right) (\pi - \pi_l) \quad (2)$$

We note that the price $p_2(n)$ is increasing in n . A larger number of buyers in the sequence allows the innovator to extract a larger share of the surplus.

3.1.2 Bargaining in the first period

In the first period, bargaining is more complex due to the information asymmetry between the innovator and the buyers. We show that all Perfect Bayesian Nash Equilibria (PBNE) share a common property that allows us to determine the equilibrium timing of licensing.

PROPOSITION 2: *In all PBNE, a license is sold in the first period if and only if the following condition is satisfied:*

$$q\pi - q \left[\frac{1}{n}(\pi - p_2(n)) + \frac{n-1}{n}\pi_l \right] \geq p_2(n) - \Delta \quad (3)$$

To understand the mechanics of the negotiation, it is useful to consider the last bargaining session in period one. Given Proposition 1, all players know that bargaining will ultimately succeed in the second period if the innovation is of a good type. However, an innovator only develops the product if the expected profits can cover the cost Δ : if $p_2(n) < \Delta$, the innovator never develops the invention herself. Her outside option at the end of bargaining is then zero, and a mutually beneficial agreement can always be found in the first period.

We now consider the last bargaining session and the offer made by the innovator in the case where $p_2(n) \geq \Delta$. A good type innovator will never offer a price less than $p_2(n) - \Delta$, as she can guarantee herself a price of $p_2(n)$ in the second period at a cost of Δ . A bad type innovator wants to mimic the good type, and thus requests the same price. If the buyer accepts the offer, his expected utility is $q\pi + (1 - q)\pi_0$. However, he can always guarantee himself his outside option, given by $q[\frac{1}{n}(\pi - p_2(n)) + \frac{n-1}{n}\pi_l] + (1 - q)\pi_0$. Indeed, if he waits until the second period, he knows that a contract will be signed with the first buyer in the random sequence at a price of $p_2(n)$, if the innovation is of the good type. He has a probability $\frac{1}{n}$ of being the first and obtaining profits $\pi - p_2(n)$. However, with probability $\frac{n-1}{n}$, one of his competitors is the first in the sequence and he therefore obtains benefits π_l .

If this condition is satisfied, the socially optimal timing of licensing is achieved: technology transfer takes place in the first period and the more efficient buyer develops the innovation. However, for low values of the probability of facing a good type q or of the efficiency difference Δ between the innovator and the buyers, the threshold for early signature is more difficult to meet and late (and inefficient) signature is more likely. The condition of Proposition 2 can be re-expressed as follows: a license is signed in the first period if and only if the cost of development for the innovator is sufficiently large $\Delta \geq \underline{\Delta}(n)$. In the next sections, we examine how $\underline{\Delta}(n)$, that we name the efficiency threshold, varies with n . If $\underline{\Delta}(n)$ increases with n , delays in licensing become more likely as the number of competitors increases.¹⁶

It is important to point out that one particular assumption limits the multiplicity of equilibria. We assume that before the start of each individual bargaining session, there is an exogenous risk of breakdown with probability η . Therefore, regardless of the equilibrium that we consider, starting negotiations with any buyer in the sequence is always on the equilibrium path.¹⁷ Thus, in all equilibria, all buyers start negotiating with the same belief q that the innovator is of a good type: the fact that the innovator approaches a buyer positioned late in the sequence does not change that buyer's belief

¹⁶Note that we could have considered a variation of the model where Δ would be drawn in a certain interval. An increase in $\underline{\Delta}(n)$ would then increase the probability of late signing.

¹⁷For instance, suppose that an equilibrium is such that a license is signed with the third player. In equilibrium, the fourth player might still negotiate if negotiations do not even start with the third player (an event that occurs with probability η).

about the innovator's type. In other words, the buyer does not interpret this fact as an endogenous breakdown of prior negotiations that might indicate he is facing a bad type.

Note that delays are always inefficient in our framework as we assume a zero cost of development for the buyer. Allowing for the buyer to face a positive cost of development $\delta < \Delta$ could mitigate the welfare effects of a delay in licensing, as the buyer would waste resources in developing an idea if he bought a bad type idea. However, as long as the buyer has a significantly lower cost of development, $\delta < q\Delta$, welfare remains higher in any equilibrium with signature in the first period than in any equilibrium with signature in the second period. Even if the total development cost of the buyers does not satisfy this condition, it is sufficient to assume that any buyer can spend a minor cost $\delta' < q\Delta$ to observe the quality of the innovation before sinking the large development costs.

3.2 The effect of market structure

In this section, we examine how the number of buyers in the market n affects the condition of Proposition 2 and thus the timing of licensing. n may influence both the bargaining power of each player and the downstream profits.

3.2.1 Profits do not depend on n

As a benchmark, we begin with the case where the profits $(\kappa, \pi_l, \pi_0, \pi)$ do not depend on n . For example, an additional competitor may not affect profits if innovations are purely market expanding and have no business stealing effect. This case isolates the effect of n , the number of firms competing for the license, on the bargaining power of the buyers and of the innovator. According to our results in section 3.1, in this particular case, the price of the license in the second period $p_2(n)$ increases with n . Indeed, when the innovator negotiates with the first buyer in the sequence, she can extract a larger share of the surplus since her outside option is now larger. The following proposition states that the effect of n on the timing of licensing is also unambiguous in this case.

PROPOSITION 3: *If the payoffs on the market do not depend on n , the efficiency threshold increases with n : the condition for early licensing is harder to meet as the number of buyers increases.*

To understand the intuition of this result, we consider the incentives of the innovator and those of the buyers separately.

- As n increases, the bargaining power of the innovator increases in the second period and therefore $p_2(n)$ increases. The innovator with a good type idea has a greater incentive to wait to sign a license.

- As n increases, a buyer's expected profit in the second period decrease for two reasons: (1) if he is the first to negotiate in the second period, he will have to pay a higher price for the license; and (2) the probability that he is the first to negotiate decreases with n . Each buyer therefore has an incentive to sign early.

Proposition 3 demonstrates that the marginal effect on the innovator's incentive to delay always dominates the effect on the buyers' incentives.

To understand more precisely the effect of n on buyers' incentives, we focus on the expected profits of the last buyer to negotiate in the first period. If negotiations fail, he expects to obtain in the second period: $\pi_2(n) = q \left(\frac{1}{n}(\pi - p_2(n)) + \frac{n-1}{n}\pi_l \right) + (1 - q)\pi_0$. The marginal effect of n on this expression is summarized in the following expression.

$$\pi_2'(n) = \underbrace{-\frac{q}{n}p_2'(n)}_{\substack{\text{Increase} \\ \text{in price} \\ (< 0)}} + \underbrace{\left(-\frac{q}{n^2}\right)(\pi - p_2(n) - \pi_l)}_{\substack{\text{Decrease in} \\ \text{recognition probability} \\ (< 0)}} < 0$$

The first term reflects the increase in the expected price paid in the second period caused by an increase in n . The second term corresponds to the decrease in the recognition probability in second period when n increases. It is of order $\frac{1}{n^2}$ and can therefore be ignored in the rest of our discussion.

We see from this expression that the increase in the second period price only affects the buyer with probability $\frac{q}{n}$ (the probability of simultaneously being first in the sequence and of buying a good type innovation). In contrast, the marginal effect on the innovator's incentive is $p_2'(n)$, as the innovator knows she can fully capture the expected increase in price. Therefore the innovator's incentives to delay dominate those of the buyers to sign early.¹⁸ The innovator knows that if she waits for her type to be revealed in the second period, she can fully capture the increase in the license price. The buyers, in contrast, are uncertain about the type of the innovator and this uncertainty decreases their incentives to sign early. This intuition appears to be quite general (see section 4.1).

Proposition 3 therefore demonstrates that if the payoffs on the product market do not depend on the number of buyers, an increase in the concentration of the market will lead to earlier signature of the license. We show in the next section that, if the number of competitors also impacts the profits of the buyers, the results may be different.

¹⁸We can show that $\pi_2'(n) = -\frac{q}{n}p_2'(n)[1 + \frac{1}{n \ln(2)}]$ to convince the reader that the result also holds for small values of n .

3.2.2 Profits depend on n

When the profits depend on n , the effect of a change in the number of competitors is more subtle. There are two countervailing effects of n on the second period price. On the one hand, it raises the bargaining power of the innovator, who gets a larger share of the pie. On the other, it decreases the actual profits derived from the innovation, so the size of the pie shrinks. The tension between these two effects on the second period price yields an ambiguous effect of n on the timing of licensing.

To obtain precise predictions, more structure needs to be imposed. We assume that profits decrease with n and are positive, a natural assumption in most models of competition. We obtain a limit result for large values of n that is valid under a minimal condition on payoffs.

PROPOSITION 4: *If $\pi'(n) \leq \pi'_l(n)$, then for sufficiently large values of n , the efficiency threshold decreases with n : the condition for early licensing is easier to meet as the number of buyers increases.*

The intuition of this result is the following. As the number of buyers becomes large, the innovator enjoys all the bargaining power and can extract all the surplus in the second period. The price in the second period is equivalent to $\pi(n) - \pi_l(n)$ for large values of n . So if $\pi'(n) \leq \pi'_l(n)$, the price decreases in n and licensing delays become less likely. Note that the condition for Proposition 4 is that an increase in the number of firms in the market n has a larger negative impact on the profits of a firm that signs a license ($\pi'(n)$) than on a firm that does not sign ($\pi'_l(n)$). This is an intuitive property, satisfied in the applications that we describe below.

Proposition 4 provides an unambiguous result for initially very competitive markets: licensing delays become less likely as n increases. However for small values of n , the opposite result may hold, leading to an inverted U-shape for the relation between number of competitors and timing. We examine two cases that illustrate this point, one involving a process innovation and the other a product innovation.

Cost reducing innovation under Cournot competition

Assume that the n buyers initially produce a homogenous good at the same constant marginal cost c . They compete in quantities and demand is assumed to be linear: $D(p) = 1 - p$ where p is the price of the good. The outcome of a good type innovation is a new process that reduces the production cost to zero (a bad innovation does not modify the production cost). We also assume that the innovator's outside option is $\kappa = 0$.

The initial profits on the product market are $\pi_0(n) = \frac{(1-c)^2}{(n+1)^2}$. Signing a license for a good innovation results in asymmetric competition, as the cost of the licensee is lower than that of his competitors. If the innovation is good, the licensee thus receives $\pi(n) = \frac{(1+c(n-1))^2}{(n+1)^2}$ whereas his competitors receive $\pi_l(n) = \frac{(1-2c)^2}{(n+1)^2}$. Given these payoffs,

Assumption 1 holds. Note that the innovation is drastic and the licensee becomes a monopoly if $c \geq \frac{1}{2}$. We only consider the more interesting case $c < \frac{1}{2}$.

We can show that the condition of Proposition 4, $\pi'(n) \leq \pi'_i(n)$, is satisfied in this case. Therefore, for large values of n , the efficiency threshold $\underline{\Delta}(n)$ decreases in n (the condition for signing a license is easier to meet). Straightforward comparative statics reveal that the threshold decreases in q , and can even become negative for low values of n . Figure 2 below plots the threshold in the case $c = 0.1$ for several values of q . The threshold has an inverted U-shape in n .

Bertrand competition with differentiated products

Consider another example based on a differentiated goods model. Assume that the n buyers initially sell n symmetrically differentiated goods with a constant marginal cost c . They compete in prices. Following Motta (2004), we derive a simple model of consumer preferences from Shubik & Levithan (1980): the consumer's utility is given by

$$U(q_1, \dots, q_n) = v \sum_{i=1}^n q_i - \frac{n}{2(1+\mu)} \left[\sum_{i=1}^n q_i^2 + \frac{\mu}{n} \left(\sum_{i=1}^n q_i \right)^2 \right]$$

where q_i is the quantity of good i consumed, μ is the degree of product substitution between the goods ($\mu \in [0, +\infty]$) and v is positive and larger than c . The demand for each good is thus: ¹⁹

$$D_i = \frac{1}{n} \left(v - p_i(1+\mu) + \frac{\mu}{n} \sum_{j=1}^n p_j \right).$$

The innovation corresponds to the introduction of a new product. If no license is signed, the market is composed of n symmetric firms with differentiated products. If one firm, say n , signs a license with the (good) innovator, it introduces a new product. The competition game is now asymmetric, the licensee selling two of the existing ($n+1$) products. We derive the equilibrium prices and profits in the appendix. We keep the assumption $\kappa = 0$, so that Assumption 1 holds. Figure 2 plots the efficiency threshold for $c = 0.1$, $\mu = 0.5$ and $v = 1$ for several values of q . Though the sufficient condition of proposition 4 is not always satisfied, the efficiency threshold has an inverted U-shape in the example we give.

3.2.3 Entrants and incumbents

In reality, some potential buyers already have products on the same market as the licensed product while others don't. Distinguishing between these two types is important for our empirical analysis. In this section we assume that there are n incumbents denoted by

¹⁹Note that in this model, aggregate demand is independent of the substitution between the products, and does not change with the number of products if all prices are equal.

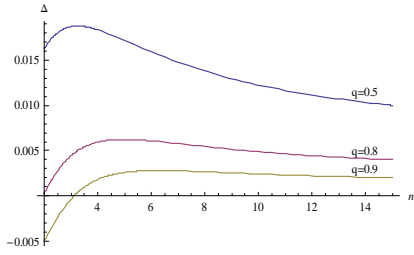


Figure 2: Cournot $c = 0.1$

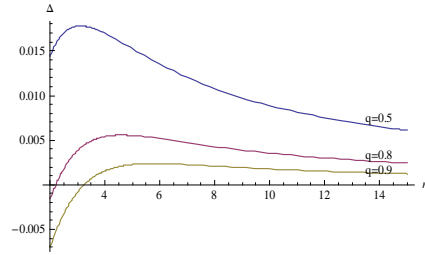


Figure 2: Bertrand $c = 0.1, \mu = 0.5, v = 1$

$i \in \{1, \dots, n\}$ and e potential entrants denoted by $j \in \{1, \dots, e\}$. Entrants are not active on the market prior to the innovation, but they may purchase the license and thus enter the market. The potential entrants are all symmetric. Their outside option, regardless of whether someone else buys a license, is zero (since they have no existing products on the market and we don't take into account their profits on other markets). We denote by π^e the profit of an entrant who buys the license. For simplicity, we assume that $\kappa = 0$. The profits of the incumbents are, as in the previous sections, π if they get the license and π_0 if no one buys a license. However, the profit of an incumbent if someone else buys the license now depends on the identity of the buyer, since a new entrant increases the number of competitors. We denote these profits π_l if the buyer is another incumbent and π_{le} if the buyer is an entrant.

To keep the theoretical analysis tractable, we assume that the incumbents and entrants are “grouped” in the bargaining sequence. In other words, we consider two cases: either the innovator first bargains sequentially with all the entrants and then with all the incumbents, or the order is the reverse. We also assume that players are ordered in the bargaining sequence in such a way that the players with higher valuation bargain first: if $\pi^e < \pi$ (resp. $\pi^e > \pi$), the entrants are positioned later (resp. earlier) than the incumbents.²⁰

PROPOSITION 5: *All PBNE have the following properties:*

1. *The efficiency threshold increases with the number of entrants e (the condition for early licensing is more difficult to meet)*
2. *The effect of the number of incumbents n on the efficiency threshold can be ambiguous. However, in the case where the entrants bargain first, when the number of entrants e is large enough, $e > \hat{e}$, the efficiency threshold unambiguously decreases with n (the condition for early signing is easier to meet).*

²⁰For simplicity, we assume that the order of bargaining is the same in the first and second period.

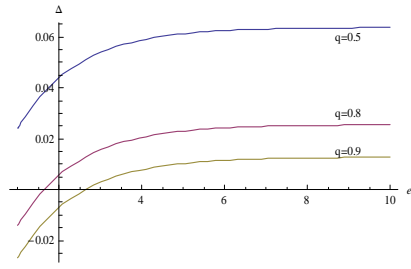
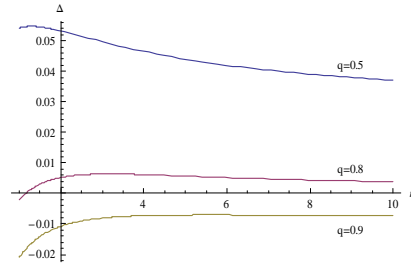


Figure 3: Effect of e for $n = 5$



Effect of n for $e = 2$

Part 1 of Proposition 5 echoes Proposition 3. The number of entrants affects bargaining power, but not profits on the downstream market (as at most one of them will in the end be present on the market). Part 2 of Proposition 5, on the other hand, is a reflection of the case considered in section 3.2.2. The effect of the number of incumbents on timing of licensing is potentially ambiguous as it affects both bargaining power and downstream profits. However, if the number of potential entrants is large enough, an increase in the number of incumbents unambiguously reduces licensing delays.

In order to guide our empirical analysis in section 5, we consider a variant of the cost-reducing process innovation under Cournot competition studied in the previous section. We assume that the entrants negotiate before the incumbents. To ensure that $\pi^e > \pi$, we assume that the potential entrants are more efficient than the incumbents, namely that the innovation allows them to cut costs more significantly: if he signs a license, an entrant produces the good at zero cost, whereas the license only reduces an incumbent's cost from c to $\frac{c}{2}$. Following the logic of the example, the profit of an incumbent if one of the entrants gets the license is the profit when facing $n+1$ competitors $\pi_{le} = \frac{(1-2c)^2}{(n+2)^2}$, while the profit of the entrant is $\pi^e = \frac{(1+cn)^2}{(2+n)^2}$. In this context we plot the efficiency threshold for $c = 0.3$.²¹

Figure 3 illustrates Proposition 5. First, the efficiency threshold is increasing in e . Second, the effect of n tends to decrease the efficiency threshold except for small values of n and high values of q . When e is larger, the increasing portion is even smaller. In our empirical exercise, we will therefore examine the linear effect of e and n on timing and establish if an increase in the number of entrants e or a decrease in the number of incumbents n delays licensing.

²¹For this value, the innovation is not drastic and $\pi^e > \pi$.

3.3 The role of asymmetric information and of overconfidence

A key assumption we make in the model is that there is initially asymmetric information between the licensor and potential licensees. We discuss in section 5 evidence in support of this assumption for the particular case of the pharmaceutical industry. In this section we argue that in the case of symmetric information (and if we don't introduce overconfidence on the part of the innovator), there are no deviations from the optimal timing of licensing. Thus, our results can also be seen as indirect evidence of the existence of asymmetric information between licensors and licensees.²²

Suppose that both the innovator and the buyers are uncertain about the quality of the invention and both share the same belief that the type is good with probability q . Bargaining in the second period remains unchanged. In particular, given Assumption 1 ($\pi - \pi_0 \geq \kappa$), an agreement is always reached if the innovation is of the good type. However, in the first period, the innovator is now uncertain about the quality of her invention. In this case we obtain the following result.

PROPOSITION 6: *If the innovator and the buyers share the same belief q that the innovation is good, a license is always signed in the first period for all values of q and n .*

If an agreement can be reached in the second period (i.e., Assumption 1 is satisfied) then an agreement will be reached in the first period independently of the degree of uncertainty q and of the number of competitors n . The intuition is the following. If an agreement can be reached in the second period when the type is good, then there is an even larger surplus that can be shared in the first period as the buyers can develop the product at a lower cost than the innovator. That is, the innovator risks a greater loss from developing an idea that turns out to be of the bad type than the buyers, who have development costs of zero. With uncertainty and symmetric information, we find that the license is signed at the socially optimal time.

Furthermore, our result for the effect of competition on the timing of licensing is also valid in the absence of asymmetric information if the licensor and the licensees have different beliefs about the probability of success. A typical example is the case of overconfident innovators. Several authors have documented that entrepreneurs firms may be overconfident about the prospects of their products (see Puri & Robinson (2007) for an overview).

PROPOSITION 7: *If the innovator is overconfident and believes that the innovation is good with probability $\hat{q} > q$, a license is signed in the first period if and only if*

$$q\pi - q\left[\frac{1}{n}(\pi - p_2(n)) + \frac{n-1}{n}\pi_l\right] \geq \hat{q}p_2(n) - \Delta$$

²²In section ?? we show empirically that in cases where we expect asymmetry of information to be high, the effects of the number of buyers is significant and of the expected sign, whereas there is no significant effect of a variation in number of entrants or incumbents in the low asymmetry cases.

Furthermore, if payoffs do not depend on n , the efficiency threshold increases in n : when n increases, early signing becomes less likely.

Proposition 7 shows that when the innovator is overconfident, inefficient delays in licensing may reappear.²³ In addition, we find that the effect of market structure n is the same as the one identified in Proposition 3. The intuition is similar to the case of asymmetric information. When n increases, the price in the second period increases. This affects the buyers' payoffs with probability $\frac{q}{n}$ whereas, because of her overconfidence, the innovator is affected with probability \hat{q} . Note that in addition to any inefficiency stemming from late signature, overconfidence leads some innovators to spend Δ and pursue development of some bad ideas.

4 Robustness and Extensions

We now consider a number of extensions of our model to examine the robustness of our results under different assumptions about contracts and bargaining.

4.1 Model of auctions

As we previously pointed out, few oligopsony models capture the effect of competition between potential buyers on the price of an exclusive deal. One exception is an auction model with independent private values, described in detail in the appendix. We show that the result of Proposition 3 is robust to this specification.

We consider a second price auction with independent private values: the value of the license π_i is different for each buyer and is drawn from a certain distribution. As n increases, the price the innovator hopes to extract in the second period mechanically increases as more draws from the distribution are taken. The same logic as in Proposition 3 then applies. The good type innovator, who knows her innovation type, can fully extract this increase in the price in the second period. The buyers, though, only consider the added cost, corresponding to a higher price in period 2, if the innovator is good with probability q . The incentives of the innovator to delay are stronger than the incentives of the buyers to sign earlier. We note that this basic intuition seems very general as long as the price in the second period is increasing with the number of potential buyers.

4.2 Milestone payments

We previously limited the analysis to contracts that involved a single upfront payment for the innovation. In practice, most licensing contracts are more sophisticated and

²³Note that in the case where $\hat{q} = q$, i.e. the case of Proposition 5, the threshold also increases in n but remains always negative.

employ milestone payments and/or royalties to mitigate adverse selection. The problem of asymmetric information can be entirely overcome if the contract involves only a milestone payment. In that case, the license is signed in the first period, the buyer develops the product and makes the final payment in the second period if the product is revealed to be good.

However, we never observe contracts with pure milestone payments in our data on licensing contracts. Milestone-only contracts may not be feasible in the presence of a liquidity-constrained innovator. As well, such contracts may lead to moral hazard for buyers, who may not have sufficient incentives to develop the product. It is not the object of this paper to examine in details these factors. If we introduce an explicit constraint on how large the upfront payment needs to be, the effect of market structure on the date of licensing is still relevant. More generally, whenever contracts terms cannot completely offset the asymmetry, our results are still relevant and inefficient delays may arise.

4.3 Low type with valuable idea

In section 2, we assumed that a bad type innovation generated no value. Here, we relax this assumption and instead suppose the low type innovation generates strictly positive profits. Specifically, the value of the invention is π_L for the low type π_H for the high type. Furthermore, we assume that $\pi_L - \pi_0 \geq \kappa$, so that in period 2 a license will be signed with both types. We also assume that π_l is independent of the value of the innovation, which simplifies the calculations without affecting the results.

In the second period, the types are revealed as before. We denote the price in the second period for the low type as p_2^L and for a high type as p_2^H .

PROPOSITION 8: *All PBNE have the following properties:*

1. *The low type signs in the first period.*
2. *If $q\pi_H - \frac{q}{n}[\pi_H + (n-1)\pi_l] > p_2^H(1 - \frac{q}{n}) - (1-q)p_2^L - \Delta$, then the high type also signs in the first period*
3. *If $q\pi_H + (1-q)\pi_L - [\frac{1}{n}[(1-q)(\pi_L - p_2^L) + q(\pi_H - p_2^H)] + \frac{n-1}{n}\pi_l] < p_2^H - \Delta$, then the high type signs in the second period.*

It is intuitive that no separating equilibrium exists in which the innovator licenses a low type idea in the second period. If an innovator with a high type idea signs the contract in the first period, an innovator with a low type idea will mimic her to obtain the higher payment and the extra benefit from early signing. However, a separating equilibrium may exist in which the high type signs in the second period.

5 Empirical analysis

5.1 Background on the pharmaceutical industry

The results of our theoretical model are tested on data from the pharmaceutical industry. We provide in this section some background on this industry and explain in particular why the theoretical assumptions we made appear reasonable in this context. As mentioned in the introduction, there is an increasing division of labor between biotechnology companies who perform the research and large pharmaceutical companies who do the testing and marketing. Typically, drugs are transferred by signing an exclusive license, but also through direct acquisition of the company by the large firm. We focus in our empirical analysis on the licensing channel.

Drug development is an expensive and lengthy process. It involves several distinct phases defined by regulatory agencies.²⁴ During the discovery phase, firms identify molecules for further development in targeting a disease or indication. These are tested in animal subjects during the preclinical phase. At this point a series of phases of clinical trials begins. Phase I trials involve a small number of healthy volunteers to establish a molecule's safety. Phase II trials focus on the efficacy of the molecule in treating patients with the disease and begin to identify side effects. Phase III trials are much larger studies that continue to gather data on safety and efficacy. Verifiable evidence of a drug candidate's quality is produced at each phase, as is assumed in our model.

Development and testing costs are very high in this industry and typically increase significantly with each phase.²⁵ There are reasons to think that testing costs should be higher for biotech companies than for large pharmaceutical companies. Indeed large pharmaceutical companies can exploit their relationships with medical practitioners who participate in running clinical trials or prescribe their other products.

An essential element of the model is that the licensor is better informed about the prospects for the drug candidate than the potential licensees. This asymmetric information is one of the reasons for deviations from the socially optimal timing. The empirical literature attempting to assess the extent of adverse selection in this industry obtains mixed results.²⁶ However, there is at least casual evidence that industry practitioners

²⁴such as the Food and Drug Administration (FDA) in the United States or the European Medicines Agency (EMA).

²⁵According to the Tufts Center for the Study of Drug Development, “[b]etween the time research begins to develop a new prescription medicine until it receives approval from the Food and Drug Administration (FDA) to market the drug in the United States, a drug company typically spends \$802 million over the course of 10 to 15 years.” This center also claims that out of 5000 drug candidates, only 1 is ultimately approved for marketing.

²⁶Pisano (1997) finds higher failure rates of drug candidates licensed in from biotechnology firms than those developed in-house by pharmaceutical firms, though Arora et al. (2004) find the opposite. Demonstrating adverse selection is an empirical challenge. For example, the existence of a positive correlation between licensing and failure is only evidence of adverse selection if it holds after conditioning for all observable information used to determine the price of a license. That is, licensed-in projects may

worry about it (see Mason et al. (2008)). We find it plausible that the licensing firm has some additional information about the value of its drug candidate, even if considerable uncertainty exists. In particular, it may know more about possible shortcomings: it may have internal information that suggests problems or limitations, but that cannot be credibly disclosed. Note that some contractual terms and licensing procedures, such as milestone payments and due diligence, are aimed mostly at overcoming this problem. However, these solutions are costly and imperfect, and some asymmetries will remain.

We insist on the fact that, as we pointed out in section 3.3, if our assumption of asymmetric information is incorrect but the other elements of our model are appropriate, we should not expect to find any effect of market structure on the timing of licensing. Our results can thus be seen as indirect evidence that such asymmetries do exist. In our empirical analysis (see section 6.3), we examine the effect of market structure in cases where the severity of asymmetric information may differ. Moreover, we also showed in section 3.3 that market structure would have a similar effect on delay in a model with overconfidence, rather than information asymmetry. While we do not attempt to distinguish these explanations empirically, they can be considered as two separate contributions of this paper.

5.2 Data

We draw our sample of licensing contracts from Recombinant Capital's rDNA database.²⁷ It contains detailed information on all licensing deals in the pharmaceutical industry signed since 1973 (we have the data up to 2007), including financial details (total value, up-front and milestone payments, royalty rates) for a subset of the agreements. It also provides information about the geographical region covered by the license and about the type of contract (marketing, production, research). Finally, it records the phase of development of the drug at the time the license was signed.

Testing our theory requires us to identify a downstream market and the number of potential licensees of an innovation. Since the rDNA database contains no information on potential licensees or any other market level data, we exploit additional data sources called R&D Focus and MIDAS, produced by IMS Health. MIDAS provides us with annual data on total revenues by disease from 15 countries. The R&D Focus database tracks all drug candidates, or projects, in development since the early 1980s. From this source, we not only add additional information about the development status of each licensed product, but we can determine the experience (in developing drugs, as well as marketing approved products) in different anatomical therapeutic classes (ATCs), of both the licensor and

be higher risk and therefore have higher failure rates, but if the risk is easy for the licensee to assess (no information asymmetry), the price of the license will reflect this.

²⁷This database is typically licensed by major pharmaceutical companies or other firms for a large fee but is also made available for a lower rate for academic research.

licensee. This will allow us to build different definitions of potential buyers of a license as well as important control variables.

We used a number of standard sources for firm-level information, such as VentureXpert, Compustat, Osiris, and CorpTech. We identify whether each firm is publicly traded or privately held and collect some financial data, where possible, such as the amount of venture capital financing. Because many of the firms in our study are privately held and/or non US (roughly half are headquartered outside of the United States), our financial information is somewhat limited.

We restrict our analysis to contracts involving R&D on drug candidates that have not yet been approved for launch, excluding co-marketing alliances. We focus on exclusive deals with no geographic restriction, and on deals that are signed in the discovery, pre-clinical or clinical phases of development. These exclusions reduce our sample of interest to 6,426 (including observations for which the stage at signing is missing) from a total of 14,976 deals in ReCap. In practice, this requires us to match each licensing agreement from the rDNA database with a project in the R&D Focus database by hand using information on the partnering firms and the subject of the license. In addition, we concentrate on deals that involve a specific drug candidate (or candidates, in some cases) rather than those for the use of a technology platform (which are rarely exclusive agreements). This process results in 2335 matches. We have the least success in matching very early stage deals and those where the stage at signing is missing.

Important for our definitions of potential buyer and downstream market is a drug's Anatomical Therapeutic Chemical classification (hereafter therapeutic class).²⁸ Therapeutic classes correspond to disease markets, and are coded at different levels of specificity. For example, the broadest level is a single letter, such as group C for cardiovascular system therapies. C02 refers to the subgroup of antihypertensive therapies, and C02A is the narrower set of centrally-acting antiadrenergic agents. Drugs within a therapeutic class may be considered as substitutes, but drugs within the same narrow class are closer substitutes than those in the same broad class, and substitution is unlikely across therapeutic classes. For example, "acne" (D10) is a separate market from "diabetes" (A10), and human insulins (A10A) are closer substitutes than oral antidiabetics (A10B) in the treatment of diabetes. We exclude the therapeutic class V7 (defined as "All other non-therapeutic products") because the set of products assigned to this class are not therapeutic substitutes.

²⁸The World Health Organization describes this classification scheme as follows: "In the Anatomical Therapeutic Chemical (ATC) classification system, the drugs are divided into different groups according to the organ or system on which they act and their chemical, pharmacological and therapeutic properties. Drugs are classified in groups at five different levels. The drugs are divided into fourteen main groups (1st level), with one pharmacological/therapeutic subgroup (2nd level). The 3rd and 4th levels are chemical/pharmacological/therapeutic subgroups and the 5th level is the chemical substance. The 2nd, 3rd and 4th levels are often used to identify pharmacological subgroups when that is considered more appropriate than therapeutic or chemical subgroups."

Drug candidates are often assigned to multiple therapeutic classes because they can treat different diseases. In addition, most drug candidates have more than one firm listed as co-developers. When counting the number of firms in a therapeutic class, we consider all firms that are involved in the development of a project, and we include all projects that are assigned to the therapeutic class. Thus, our measures of the number of firms in a therapeutic class are very inclusive.

Table 1 provides summary statistics for the key variables in our analysis. We examine only drug candidates that were licensed as of 2007, not the set of all drug candidates that were ever (or are currently) available for licensing. Our estimates therefore apply only to a selected sample. All variables are measured as of the date a license was signed. The definitions of incumbents and entrants are described in section 6.4.

Table 1: Summary statistics

Variable	N	Mean	StdDev	Min	Max
Late signing (post-preclinical)	2066	0.287	0.452	0.0	1.0
Log(months since start of preclinical)	1814	1.120	1.816	0.0	5.594
Licensor market experience (no. drugs marketed)	2047	3.204	13.654	0.0	198.0
Licensor development experience (no. drugs in development)	2047	6.383	16.437	0.0	302.0
Licensor deal experience (no. deals previously signed)	2047	1.491	2.468	0.0	17.0
Licensor is publicly traded	2066	0.150	0.357	0.0	1.0
Licensor is based outside US	2066	0.424	0.494	0.0	1.0
Firms are co-located (same country of headquarters)	2066	0.424	0.494	0.0	1.0
Licensor is not in VentureXpert data	2047	0.488	0.500	0.0	1.0
Licensor's round of venture financing	1026	3.693	2.680	1.0	20.0
Licensor's funding in last round of venture financing	1026	10.901	18.653	0.0	150.0
Licensor's cumulative venture financing	1026	28.516	33.106	0.0	244.590
Licensor's age	1048	8.227	5.601	0.0	20.0
Total revenues in therapeutic class (millions of US\$)	1672	4.273	4.772	0.000	30.563
Total venture funding for industry (units of US\$)	2065	9.147	4.230	0.000	16.671
Potential buyers	2047	42.399	27.726	0.0	113.0
Incumbents that sign at least one license	2047	22.778	19.951	0.0	80.0
Entrants that sign at least one license	2047	19.620	15.059	0.0	94.0
Incumbents, all firm types	2047	63.512	59.092	0.0	243.0
Entrants, all firm types	2047	35.915	33.867	0.0	230.0
Incumbents that are large and public	2047	8.128	5.085	0.0	20.0
Entrants that are large and public	2047	7.671	5.350	0.0	24.0

5.3 Empirical specification

We want to test empirically our theoretical predictions on the link between market structure and the timing of licensing. We present two main categories of results. First we use our baseline model, which treats all potential buyers as symmetric. In this case, as described in section 3, the theoretical model predicts an inverted-U shape relationship between number of potential buyers and delay in licensing. We test this prediction using as main explanatory variables both the number of potential buyers and this number squared. Second, we use the model of section 3.2.3, which differentiates incumbents with stakes on the markets and potential entrants. The explanatory variables of interest in this case are the number of incumbents and the number of entrants.

For both sets of analysis we use the same empirical methods: logit, ordered logit and a hazard rate model. The first approach is to define an “early” stage of licensing, such as the discovery and preclinical phases, and a “late” stage as Phase I, II and III clinical trials. Because regulators are directly involved beginning in Phase I, we consider this stage to be the point at which information about quality is verifiable. As well, this is the point at which testing involves human subjects and more complicated study design. An alternative is to treat each of these distinct phases as a “period” and assume that a similar trade-off exists between signing in stage i and delaying until stage $i + 1$ for each stage i ; the difference is that rather than disappearing completely, the informational asymmetry shrinks as each development stage is completed. We can think of the condition for signing a license described in Proposition 2 as an unobserved latent variable y^* . Two natural empirical models are the logit (for early vs. late) and ordered logit (for each phase of development). In the case of the ordered logit, for example, the observed dependent variable takes a discrete value corresponding to the development stage at signing as follows:

$$\begin{aligned} y &= 0 && \text{(discovery phase) if } y^* \leq 0 \\ &= 1 && \text{(preclinical phase) if } 0 < y^* \leq \mu_1 \\ &= 2 && \text{(Phase I) if } \mu_1 < y^* \leq \mu_2 \\ &= 3 && \text{(Phase II) if } \mu_2 < y^* \leq \mu_3 \\ &= 4 && \text{(Phase III) if } \mu_3 \leq y^* \end{aligned}$$

Our latent regression is

$$y^* = \beta N + \gamma X + \epsilon$$

where N is a vector of competition measures and X is a vector of controls, described

below.

The logit and ordered logit approaches have a number of appealing features. They correspond very closely to our theoretical model, where the two periods differ in the information available to the potential buyers. As a drug candidate progresses through each stage, verifiable information is indeed revealed. Another approach, and that taken by Gans et al. (2008), is the use of a hazard model. This approach treats a biotechnology firm’s innovation as “at risk” for licensing from the time the drug candidate reaches the preclinical stage of development, and examine what factors affect the hazard rate of the drug candidate’s transfer to a licensee. Since censoring is not an issue in our data, we take the simplest approach and regress the natural log of the months since a drug candidate entered the preclinical phase on the same variables as used in the ordered logit. There is considerable heterogeneity in the time required to complete clinical trials; drugs for chronic conditions may require longer trials than those for acute conditions, for example, and a hazard model may confound the complexity of trials with the strategic delay that is our interest.

We exploit variation in the number of competitors across therapeutic classes, and within therapeutic classes at different points in time, to identify the effect of market structure. While this is our main focus, we include a number of controls that might also affect licensing behavior. These include the extent to which a licensor faces capital constraints, and various other factors such as experience in licensing (measured as the number of previous licenses the biotech firm has granted), experience in drug development (measured as the number of drug candidates the licensing firm has previously initiated), market experience (measured as the number of drugs the licensing firm has successfully launched). Because the availability of financing may vary over time, we also include annual commitments by venture capitalists within the biotechnology and medical industries. All specifications also include therapeutic class fixed effects, to control for differences in demand as well as development costs that are likely to vary by disease, and a control for the size of the therapeutic class market, measured as total annual revenues from 15 countries for drugs assigned to that therapeutic class.

6 Results

We test separately the predictions of our baseline model and those of the model differentiating entrants from incumbents. Most of our robustness checks, such as varying the definition of potential buyers, will be presented in this second case.

6.1 The inverted U-shape

Our starting point in this section is the condition for signing in the first period given in Proposition 2. We have shown that this condition is easier to meet when the number of competitors increases in an already very competitive market, but that this condition is less likely to hold in a very concentrated market. The theoretical model therefore predicts an inverted-U shape relationship between number of potential buyers and delay in licensing. We test this prediction by using the number of potential buyers and its square as the main explanatory variables. We expect a positive effect of the number of buyers and a negative effect of the squared term.

We define the set of potential licensees of an innovation as those with existing products in the same broad disease area, or 2-digit ATC, as the drug candidate licensed. Relative to firms in other disease areas, firms meeting this definition are likely to have a good understanding of the market potential and to be well-positioned to evaluate the scientific validity of a drug candidate available for license. In addition, such firms have pre-existing relationships with doctors who treat the disease, who may enroll patients in clinical trials as well as prescribe the drug once it is approved. In other words, these firms should have relatively lower costs of conducting clinical trials and marketing the product. However, firms may use licensing as a means of entering a disease area, and some firms focus exclusively on internal development; indeed, any definition of potential licensee risks excluding some actual buyers and/or including some that are not true competitors for the license. For our baseline results, we focus on those firms that buy at least one license; this essentially means that we don't consider firms that mostly sell drug candidates (usually small biotechs) as potential buyers. Robustness checks with respect to the definition of potential buyers are presented in section 6.4.

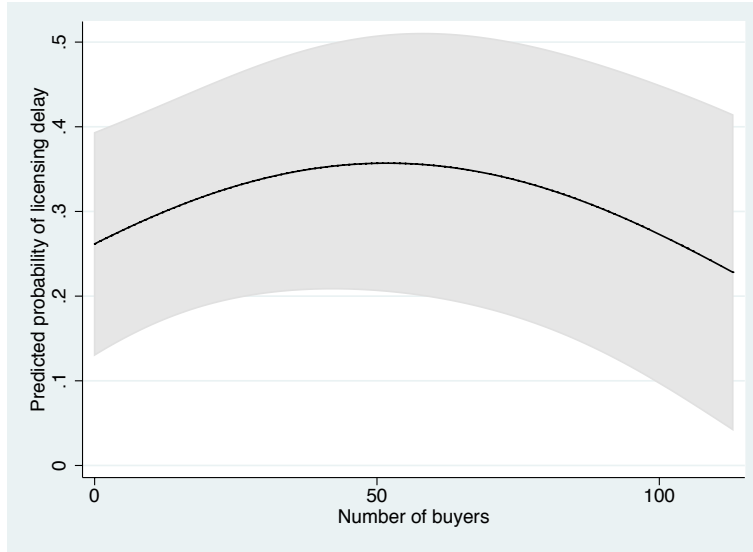
Table 2 presents our baseline results for the three econometric models described above. As predicted by our theoretical model, the number of potential buyers of a license has an inverted U-shaped effect on the timing on licensing. This effect is illustrated in figure 4, which graphs the predicted probability of late signing (using the estimates of the logit model) as the number of buyers changes with continuous variables at their means for a US-based licensor that is not publicly traded. The mean number of buyers using our very inclusive definition is 42, and the peak of the inverted U is around 55.

Our main focus is on the effect of market structure on the timing of licensing, for which our model proposes clear and testable predictions. We do not want to insist too much on the interpretation of the coefficients on the other explanatory variables, though controlling for them could be important. The interpretation of the effect of being in the same location is unambiguous: it will tend to decrease asymmetric information, and thus, consistent with our theoretical model, lead to earlier licensing. But a lot of the other variables can reflect several competing effects. In general a high value of q (i.e high

Table 2: Baseline results

Variable	Logit	M-Logit	Hazard
Intercept	-2.2233** (0.5437)	-1.6605** (0.4523)	-0.1384 (0.4369)
Buyers	0.0161* (0.0097)	0.0140* (0.0080)	0.0240** (0.0080)
Buyers squared	-0.0002** (0.0000)	-0.0002** (0.0000)	-0.0002** (0.0001)
Total venture funding for industry	0.0225 (0.0219)	0.0429** (0.0184)	0.0476** (0.0186)
Total revenues in therapeutic class	0.0363** (0.0138)	0.0327** (0.0119)	0.0161 (0.0124)
Licensor market experience	0.0076 (0.0108)	-0.0015 (0.0096)	0.0115 (0.0096)
Licensor development experience	-0.0047 (0.0107)	0.0059 (0.0095)	-0.0118 (0.0095)
Licensor deal experience	-0.0193 (0.0235)	-0.0471** (0.0203)	-0.0057 (0.0205)
Licensor is publicly traded	0.5088** (0.1776)	0.4202** (0.1537)	0.6539** (0.1562)
Licensor is based outside US	0.0530 (0.1286)	0.1234 (0.1086)	-0.0053 (0.1094)
Firms are co-located	-0.5903** (0.1282)	-0.4604** (0.1066)	-0.4542** (0.1050)
Licensor is not in VentureXpert data	0.4952** (0.2068)	0.5358** (0.1730)	0.4344** (0.1675)
Licensor's cumulative venture financing	0.0046 (0.0035)	0.0053* (0.0030)	-0.0023 (0.0032)
Licensor's funding in last round of venture financing	-0.0097 (0.0059)	-0.0106** (0.0051)	0.0042 (0.0050)
Licensor's round of venture financing	-0.0226 (0.0382)	-0.0185 (0.0331)	0.0306 (0.0326)
Licensor's age	0.0711** (0.0157)	0.0712** (0.0134)	0.0792** (0.0139)
Number Obs	1633	1633	1449
Log L or R^2	-935.4465	-2084.579	.085

Figure 4: Effect of competition on the probability of late signature



chance of having a successful drug) is often accompanied by a lower Δ (smaller efficiency difference with potential buyer). For instance, older firms or those that are publicly traded might have better products (higher q), but also be less liquidity constrained or have already access to cheaper ways of conducting clinical trials (lower Δ). Our reduced-form empirical approach limits the interpretation of the coefficients on these measures.

6.2 Entrants and incumbents

In reality, potential buyers of a license may not be equally exposed to downstream competition and its countervailing effect on licensing delay. Firms that market a product in the same narrow disease area are most affected by downstream competition, while those that are active in related diseases are less so. We refer to the former as incumbents in the market, and the latter as entrants. We estimate the model of section 3.2.3 that differentiates incumbents from entrants. We showed that the number of entrants unambiguously delays licensing. The effect of the number of incumbents could be potentially ambiguous, but we showed that in general we should expect an increase in the number of incumbents to speed up licensing. We therefore use, in the following specifications, as main explanatory variables the number of entrants and incumbents. We expect a negative effect of incumbents on delay and a positive effect of the number of entrants.

Using a similar logic to our definition of potential buyers discussed above, we now define incumbents as firms with drugs in the same 3-digit ATC as the licensed drug, while entrants are firms with drugs in the same 2-digit ATC as the licensed drug, but not in the same 3-digit ATC. Both definitions include only firms that buy at least one license in our data. The results are presented in table 3; the specifications include all

Table 3: Results with incumbents and entrants

Variable	Logit	M-logit	Hazard
Incumbents	-0.0169** (0.0050)	-0.0232** (0.0042)	-0.0116** (0.0042)
Entrants	0.0113** (0.0041)	0.0080** (0.0034)	0.0145** (0.0035)
Number Obs	1633	1633	1449
Log L or R^2	-926.4657	-2069.873	.095

the additional explanatory variables as in our baseline case, but we report only the coefficients for incumbents and entrants. Across all specifications, the predictions of our theoretical model are confirmed: an increase in the number of incumbents (resp. entrants) decreases (resp. increases) licensing delays. To assess the importance of the effect of competition, we calculate the average elasticity of the probability of late signing with respect to incumbents and entrants. The percentage change in the probability of late signing for a one-percent change in the number of incumbents is -0.31, and the corresponding figure for entrants is 0.17.

6.3 Asymmetric information

In our model, inefficiencies arise only in the presence of asymmetric information. To confirm the importance of this factor, we test our model on different sub-samples for which we expect information asymmetries to be high or low. Asymmetric information is difficult to quantify, but we argue that it is likely to be greatest in the case of licensors that have yet to establish themselves as capable of producing good drug candidates or as trustworthy partners. Nicholson et al. (2005) show that these firms receive the largest discount from new partners, for example, and cite deal experience as a means of signalling quality. We therefore define “high asymmetry” licensors as those with fewer than 3 deals prior to its current one; we obtain similar results using a definition based on development experience. An alternative definition is based on a firm’s status as a public or private firm. Public firms are subject to greater scrutiny and required by law to disclose specific information to shareholders. Therefore, we might expect public licensors to have less private information as well as less subject to liquidity constraints. We estimate our models using this split as well.²⁹

Table 4 indicates that our results are strongest for the subset of deals where asymmetric information is likely to be high (as above, we report only a subset of coefficients but include the same set control variables as in the previous sets). Licensing agreements involving licensors with an established history of partnerships do not yield statistically

²⁹Note that this split can also possibly separate firms according to their degree of over-confidence.

Table 4: Results comparing information asymmetry

Variable	High asym.	Low asym.	Private	Public
Incumbents	-0.0245** (0.0059)	-0.0031 (0.0112)	-0.0202** (0.0056)	0.0048** (0.0000)
Entrants	0.0086* (0.0045)	0.0180* (0.0109)	0.0116** (0.0000)	0.0103** (0.0000)
Number Obs	1254	379	1388	245
Log L	-697.9432	-200.6718	-760.5830	-144.2832

significant coefficients on competition. Similarly, competition does not have a statistically significant effect on licensing agreements involving publicly traded licensors. We interpret these findings as additional support for our model: if the effect of competition were the same in both high asymmetry and low asymmetry cases, this would suggest that informational asymmetry is not an underlying mechanism driving the timing of licensing.

6.4 Alternative definitions of potential buyers

In this section, we explore alternative definitions of potential buyers. Our previous definition was based on the argument that firms with market experience in related areas would have the highest valuation for, and best ability to evaluate, potential drug candidates. Levine (2007), in her paper on licensing of biotechnology drugs, defines a potential buyer as any firm that markets a biotechnology product in the US, and allows their valuation to depend on their experience in different disease areas. We consider non-US markets and do not distinguish prior marketing of a biotechnology product from that of small molecule drugs, but our previous definition also restricted the set of potential buyers to those that actually buy a license at least once in our data. In this section, we consider two alternative definitions of potential buyers to check the robustness of our findings.

First, we define incumbents and entrants as before except without the restriction that firms that buy a license at least once in our data set. This set includes many firms that may not be seeking to license in external drug candidates. For example, a small firm that co-developed a drug with a much larger partner, but that has no marketing capabilities of its own, is counted as a potential buyer under this definition. Table 5 presents the results from our three econometric models using this alternative definition. We again find a negative and significant coefficient on the number of incumbents and a positive and significant coefficient on the number of entrants. Second, we define incumbents and entrants as in the previous section except that we restrict buyers to be large, publicly traded firms (those we believe are most likely to have the necessary commercialization and marketing skills). The results, presented in table 6, are weaker in terms of statistical

Table 5: Results with first alternative definition of potential buyers

Variable	Logit	M-logit	Hazard
Incumbents	-0.0035** (0.0016)	-0.0058** (0.0013)	-0.0025* (0.0013)
Entrants	0.0058** (0.0017)	0.0045** (0.0014)	0.0068** (0.0015)
Number Obs	1633	1633	1449
Log L or R^2	-927.4660	-2072.446	.095

Table 6: Results with second alternative definition of potential buyers

Variable	Logit	M-logit	Hazard
Incumbents	-0.0254 (0.0211)	-0.0496** (0.0177)	-0.0031 (0.0175)
Entrants	0.0232* (0.0127)	0.0106 (0.0104)	0.0337** (0.0105)
Number Obs	1633	1633	1449
Log L or R^2	-932.5247	-2081.531	.087

significance, though of the expected signs. Because most big firms are active in a large set of disease areas, there is less variance in the number of potential buyers across therapeutic classes for us to identify the effect of competition. As before, both tables report only the coefficients relevant to market structure, but all specifications include the same control variables as the baseline case.

7 Conclusion

In this paper we analyze, both theoretically and empirically, inefficiencies in the transfer of technologies. We present a model of sequential bargaining that incorporates a number of elements that characterize markets for technology in practice. Of particular importance is the asymmetry of information between the buyer and seller of an idea. Despite the complexity that it shares with other models of sequential bargaining, we are able to incorporate this additional component of asymmetric information and to obtain testable predictions that are confirmed by our empirical analysis of licensing in the pharmaceutical industry.

We focus in particular on a question that has been largely neglected in the literature, the effect of competition on the timing of technology transfer. One of the important conclusions is that an increase in the number of incumbents on the market may inefficiently delay licensing. Empirically, our results on the effect of competition on licensing

of pharmaceuticals are economically significant: the percentage change in the probability of late signing for a one-percent change in the number of incumbents is -0.31.

Our model is not specifically designed to analyze the issue of mergers, but our results suggest that merger reviews in highly technological areas should consider this additional effect of the merger on technology transfers. The pharmaceutical industry has undergone significant consolidation in recent decades, particularly between the large multinationals that are the typical buyers of licenses. However, there is much concern regarding a slowdown of innovation in this industry that the widespread use of licensing has failed to reverse. This paper highlights some frictions in licensing and the role of competition that may at least partially explain these patterns.

References

- Anand, B., & Khanna, T. (2000). The structure of licensing contracts. *Journal of Industrial Economics*, 48(1), 103–135.
- Angell, M. (2004). *The Truth About the Drug Companies: How They Deceive Us and What to Do About It*. Random House.
- Anton, J., & Yao, D. (2002). The sale of ideas: Strategic disclosure, property rights and contracting. *The Review of Economic Studies*, 69, 513–531.
- Arora, A., Fosfuri, A., & Gambardella, A. (2001). *Markets for Technology: The Economics of Innovation and Corporate Strategy*. MIT Press.
- Arora, A., Pammolli, F., Vogt, W. B., & Yoon, J. (2004). Does in-house r&d increase bargaining power? evidence from the pharmaceutical industry.
- Beggs, A. (1992). The licensing of patents under asymmetric information. *International Journal of Industrial Organization*, 10, 171–191.
- Binmore, A., Rubinstein, A., & Wolinsky, A. (1986). The nash bargaining solution in economic modelling. *RAND Journal of Economics*, 17(2).
- Choi, J. (2001). Technology transfer with moral hazard. *International Journal of Industrial Organization*, 19(249-266).
- De Fontenay, C., & Gans, J. (2005). Vertical integration in the presence of upstream competition. *RAND Journal of Economics*, 36(3), 544–572.
- Economist (2006). The tortoise and the hare. *Economist*.

- Gans, J. S., Hsu, D. H., & Stern, S. (2008). The impact of uncertain intellectual property rights on the market for ideas: Evidence from patent grant delays. *Management Science*, *54*, 982–997.
- Guedj, I., & Scharfstein, D. (2004). Organizational scope and investment: Evidence from the drug development strategies and performance of biopharmaceutical firms. NBER Working Paper 10933.
- Higgins, M. J. (2007). The allocation of control rights in pharmaceutical alliances. *Journal of Corporate Finance*, *13*, 58–75.
- Kalamos, J., & Pinkus, G. (2003). The optimum time for drug licensing. *Nature Reviews: Drug Discovery*, (pp. 691–692).
- Kamien, M., & Tauman, Y. (1986). Fees vs. royalties and the private value of a patent. *Quarterly Journal of Economics*, *101*(3), 471–491.
- Lerner, J., & Malmendier, U. (2005). Contractibility and the design of research agreements. NBER Working Paper 11292.
- Lerner, J., & Merges, R. P. (1998). The control of technology alliances: An empirical analysis of the biotechnology industry. *Journal of Industrial Economics*, *XLVI*(2), 125–156.
- Levine, A. (2007). Licensing and scale economies in the biotechnology pharmaceutical industry. Working paper, Stanford University.
- Mason, R., Savva, N., & Scholtes, S. (2008). The economics of licensing contracts. *Nature Biotechnology*, *26*(8), 855–857.
- Mendi, P. (2005). The structure of payments in technology transfer contracts: Evidence from Spain. *Journal of Economics and Management Strategy*, *14*(2), 403–429.
- Motta, M. (2004). *Competition Policy. Theory and Practice*. Cambridge, UK: Cambridge University Press.
- Nicholson, S., Danzon, P. M., & McCullough, J. (2005). Biotech-pharmaceutical alliances as a signal of asset and firm quality. *Journal of Business*, *78*(4), 1433–1464.
- Pisano, G. (1997). R&D performance, collaborative arrangements and the market for know-how: A test of the lemons hypothesis in biotechnology. Available at SSRN: <http://ssrn.com/abstract=41980>.
- Puri, M., & Robinson, D. (2007). Optimism and economic choice. *Journal of Financial Economics*, *86*(1), 71–99.

- Raskovich, A. (2007). Ordered bargaining. *International Journal of Industrial Organization*, 25, 1126–1143.
- Shubik, M., & Levithan, R. (1980). *Market Structure and Behavior*. Cambridge, MA: Harvard University Press.
- Smith, H., & Thanassoulis, J. (2007). Upstream competition and downstream buyer power. Oxford University Working Paper.
- Stole, L., & Zwiebel, J. (1996). Intra-firm bargaining under non-binding contracts. *Review of Economic Studies*, 63, 375–410.
- Vishwasrao, S. (2006). Royalties vs. fees: How do firms pay for foreign technology. *International Journal of Industrial Organization*, 25, 741–759.

8 Appendix

Proposition 1

Consider the case where all negotiation failed before the last sequence in the second period. Consider the bargaining session with the last buyer. If a license is signed at a price p , the buyer receives $\pi - p$ and the innovator p , whereas if the negotiation fails they respectively receive π_0 (as the current negotiation is the last one, no license will be signed if it fails) and κ . As ϵ converges to zero, Binmore et. al. (1986) show that the bargaining outcome is defined by the Nash bargaining solution where the surplus is split equally. Under Assumption 1, $\pi - \pi_0 \geq \kappa$, and thus there is room for an agreement. The continuation equilibrium is thus such that a license is indeed sold to the last buyer at a price $p_2(1)$ defined by:

$$p_2(1) - \kappa = \pi - p_2(1) - \pi_0 \Rightarrow p_2(1) = \frac{1}{2}(\pi - \pi_0 + \kappa)$$

Consider now the previous negotiation rounds in the second period. When ϵ converges to zero we show the following recursive property:

P_k: *When there are $k > 1$ buyers left in the sequence, a license is sold at a price $p_2(k)$, where:*

$$p_2(\mathbf{k}) = \left(\frac{1}{2}\right)^{\mathbf{k}} (\kappa + \pi_1 - \pi_0) + \left(1 - \left(\frac{1}{2}\right)^{\mathbf{k}}\right) (\pi - \pi_1)$$

We first show this property for $k = 2$, i.e when there are only two buyers left in the sequence. Consider the negotiation between the innovator and the buyer before last ($k = 2$), assuming that all previous negotiations failed. Both firms anticipate that if they do not sign, bargaining with the last buyer will succeed: default options are thus π_l for the buyer and $p_2(1)$ for the innovator. If a license is signed, the price is determined by an equal split of the surplus and the recursive relation is therefore

$$p_2(2) - p_2(1) = \pi - p_2(2) - \pi_l$$

Using the value of $p_2(1)$ previously derived, we find:

$$p_2(2) = \left(\frac{1}{2}\right) (\kappa + \pi_l - \pi_0) + \left(\frac{1}{2}\right) (\pi - \pi_l)$$

The last step is to show that a license is indeed signed, i.e $\pi - \pi_l > p_2(1) \Leftrightarrow \pi - 2\pi_l + \pi_0 - \kappa > 0$. This condition is satisfied because of Assumption 1 and the fact that $\pi_0 > \pi_l$. Therefore, property P_2 is correct.

$\mathbf{P}_{k-1} \Rightarrow \mathbf{P}_k$: Consider the case where k buyers are left in the sequence. Because of property P_{k-1} , the buyer and the innovator know that a license will be signed with the next buyer in the sequence, if they fail to agree.³⁰ Therefore, an equal split of the surplus gives:

$$p_2(k) - p_2(k-1) = \pi - p_2(k) - \pi_l$$

According to P_{k-1}

$$p_2(k-1) = \left(\frac{1}{2}\right)^{k-1} (\kappa + \pi_l - \pi_0) + \left(1 - \left(\frac{1}{2}\right)^{k-1}\right) (\pi - \pi_l)$$

Replacement in the previous expression gives:

$$p_2(k) = \left(\frac{1}{2}\right)^k (\kappa + \pi_l - \pi_0) + \left(1 - \left(\frac{1}{2}\right)^k\right) (\pi - \pi_l)$$

The last step is to show that a license is indeed signed, i.e there is room for bargaining: $\pi - \pi_l > p_2(k-1)$. This is equivalent to $\pi - 2\pi_l + \pi_0 - \kappa > 0$, property already shown to be correct. We have thus shown that P_k is correct.

The result stated in Proposition 1 is property \mathbf{P}_k for $k = n$ buyers initially in the sequence.

Proposition 2

Note first that there cannot exist a separating equilibrium with signature in the first period, as a buyer would not pay a higher price for a license with a bad type, and if the price for the good type were higher a bad type innovator would always profitably deviate by mimicking a good type. We therefore focus on pooling equilibria. Note then that if $\Delta > p_2(n)$, then if no license is signed in the first period, the innovator does not develop the product. Thus, when the innovator negotiates with the last buyer in the sequence in period 1, her outside option is zero. Bargaining will therefore necessarily succeed in period 1. For the rest of the proof we thus concentrate on the case $\Delta \leq p_2(n)$. Note that the condition stated in Proposition 2, is $\Delta \geq \underline{\Delta}(n) = p_2(n) \left(1 - \frac{q}{n}\right) + q \frac{n-1}{n} [\pi_l - \pi]$ where $\underline{\Delta}(n) < p_2(n)$ (see proof of Proposition 3). Thus if we show that the result of Proposition 2 holds for $\Delta \leq p_2(n)$ we have completed the proof.

Step 1: If the condition of Proposition 2 is satisfied then, in all PBNE, a license is signed in the first period

³⁰Formally, the disagreement points are: $(1 - \epsilon)p_2(k-1) + \epsilon(1 - \epsilon)p_2(k-2) + \dots + \epsilon(k-1)\kappa =$ for the innovator and $(1 - \epsilon(k-1))\pi_l + \epsilon(k-1)\pi_0$. As ϵ converges to zero we obtain the reported disagreement points.

Suppose there exists a PBNE such that the license is signed in period 2. We know in period 2, bargaining immediately succeeds if the innovation is good, and the price paid is $p_2(n)$.

Consider the last bargaining session in period 1. Consider a round where the buyer makes an offer. If he offers a price $p' > p_2(n) - \Delta$ this offer is accepted by both types of innovators. Indeed the best the innovator can hope for in equilibrium is to obtain $p_2(n)$ in the following period and he will have to pay Δ to develop the product from period 1 to period 2. With this offer, the utility of the buyer is $q\pi + (1 - q)\pi_0 - p'$.³¹ If he waits for period 2, his expected utility is $q[\frac{1}{n}(\pi - p_2(n)) + \frac{n-1}{n}\pi_l] + (1 - q)\pi_0$. The condition given in Proposition 2 guarantees that there exists a price p' , acceptable to both types of innovators ($p' > p_2(n) - \Delta$) such that: $q\pi + (1 - q)\pi_0 - p' > q[\frac{1}{n}(\pi - p_2(n)) + \frac{n-1}{n}\pi_l] + (1 - q)\pi_0$. There is therefore no PBNE where the license is signed in period 2 since we can always construct a profitable deviation.

Step 2: If the condition of Proposition 2 is not satisfied then in all PBNE, the license is signed in the second period

Consider a PBNE. Consider the last bargaining session in period 1 when the innovator has negotiated with all but one buyer. Suppose the beliefs of the last buyer are that the innovator is of a good type with probability q' .

Consider first inside this session a round where the innovator makes the offer. For a good type innovation she always asks for a price $p_t \geq p_2(n) - \Delta$ as she knows she can guarantee herself at least $p_2(n) - \Delta$ by developing the product herself. The bad type will always mimic the behavior of a good type: if she reveals her type, no offer will be accepted or made to her. We examine the optimal response of the buyer. If the buyer accepts the offer, he obtains an expected payoff of $q'\pi + (1 - q')\pi_0 - p_t$. However, he never accepts an offer that yields a smaller payoff than what he can guarantee himself if he rejects all offers and obtains his outside option $q'[\frac{1}{n}(\pi - p_2(n)) + \frac{n-1}{n}\pi_l] + (1 - q')\pi_0$. So, if $q'\pi - q'[\frac{1}{n}(\pi - p_2(n)) + \frac{n-1}{n}\pi_l] < p_2(n) - \Delta$ no equilibrium offer by the innovator is acceptable to the buyer.

Consider now a round where the buyer makes an offer. In equilibrium he offers a price p_t that is such that $q'\pi - p_t \geq q'[\frac{1}{n}(\pi - p_2(n)) + \frac{n-1}{n}\pi_l]$. Furthermore, he knows that all offers lower than $p_2(n) - \Delta$ will be rejected by the good type innovator and might be accepted by the low type. Such an offer is never made in equilibrium. So if $q'\pi - q'[\frac{1}{n}(\pi - p_2(n)) + \frac{n-1}{n}\pi_l] < p_2(n) - \Delta$, no equilibrium offer by the buyer is acceptable to the innovator.

Finally, in all equilibria, $q' = q$. Indeed, given that there is an exogenous probability of breakdown η before each session, a bargaining session between the innovator and the last

³¹Note that in a PBNE beliefs must be consistent on the equilibrium path so that the buyer expects the quality of innovation to be good with probability q .

buyer in the sequence is on the equilibrium path regardless of the equilibrium. Therefore, the last buyer does not update his beliefs based on the fact that the innovator comes to him.

Therefore if the condition of Proposition 2 is not satisfied, in any PBNE no license is signed in the subgame where the innovator negotiates with the last buyer in the sequence. In any PBNE, when the innovator bargains with the buyer who is the one before last in the random sequence, both know that the negotiations will fail in the last round of negotiations in period 1. The continuation values are then identical to those of the last and we find that the same condition applies. Reasoning recursively we can conclude that if the condition is not satisfied, no agreement can be reached in period 1.

Proposition 3

According to the result of Proposition 1, the price of a license in the second period is given by:

$$p_2(n) = (\pi - \pi_l) - \frac{1}{2^n}(\pi - 2\pi_l + \pi_0 - \kappa)$$

Furthermore, Assumption 1 and $\pi_l \leq \pi_0$ imply that $\pi - 2\pi_l + \pi_0 - \kappa > 0$. Thus, $p_2(n)$ increases with n .

We can reexpress the condition of Proposition 2 that guarantees that the license is signed in the first period:

$$q\pi - q \left[\frac{1}{n}(\pi - p_2(n)) + \frac{n-1}{n}\pi_l \right] \geq p_2(n) - \Delta \Leftrightarrow \Delta \geq \underline{\Delta}(n)$$

$$\text{where } \underline{\Delta}(n) = p_2(n) \left(1 - \frac{q}{n}\right) + q \frac{n-1}{n} [\pi_l - \pi]$$

We have

$$\underline{\Delta}'(n) = [\pi - 2\pi_l + \pi_0 - \kappa] \frac{1}{2^n} \left[\ln(2) \left(1 - \frac{q}{n}\right) - \frac{q}{n^2} \right]$$

Therefore for $n \geq 2$ we see that $\underline{\Delta}(n)$ is increasing in n .

Proposition 4

In the case where profits depend on n , we find:

$$p_2'(n) = (\pi'(n) - \pi_l'(n)) + \frac{\ln(2)}{2^n}(\pi(n) - 2\pi_l(n) + \pi_0(n) - \kappa) - \frac{1}{2^n}(\pi'(n) - 2\pi_l'(n) + \pi_0'(n))$$

Furthermore, we examine how the benchmark $\underline{\Delta}(n)$ varies with n

$$\underline{\Delta}'(n) = p_2'(n) \left(1 - \frac{q}{n}\right) + p_2(n) \left(\frac{q}{n^2}\right) + \frac{q}{n^2}[\pi_l(n) - \pi(n)] + q \frac{n-1}{n} [\pi_l'(n) - \pi'(n)]$$

We see that if we take the limit as $n \rightarrow +\infty$

$$\lim_{n \rightarrow +\infty} \underline{\Delta}'(n) = \lim_{n \rightarrow +\infty} p_2'(n) + q [\pi_l'(n) - \pi'(n)] = \lim_{n \rightarrow +\infty} (1 - q) (\pi'(n) - \pi_l'(n))$$

Under the condition of Proposition 4 $\lim_{n \rightarrow +\infty} \underline{\Delta}'(n) \leq 0$ and thus the probability of signing in period 1 increases in n .

Bertrand competition with differentiated products

The consumer's utility is given by

$$U(q_1, \dots, q_n) = v \sum_{i=1}^n q_i - \frac{n}{2(1 + \mu)} \left[\sum_{i=1}^n q_i^2 + \frac{\mu}{n} \left(\sum_{i=1}^n q_i \right)^2 \right]$$

where q_i is the quantity of good i consumed, μ is the degree of product substitution between the goods ($\mu \in [0, +\infty[$) and v is positive and larger than c .

The demand for each good is thus

$$D_i = \frac{1}{n} (v - p_i(1 + \mu) + \frac{\mu}{n} \sum_{j=1}^n p_j)$$

If no license is signed, all n firms are symmetric, each selling one good. Profit maximization of the symmetric game yields the following prices and profits:

$$\begin{aligned} p_i &= c + \frac{n(v - c)}{2n + \mu(n - 1)} \\ \pi_0(n) &= \frac{(v - c)^2 (n + \mu(n - 1))}{(2n + \mu(n - 1))^2} \end{aligned}$$

Consider now the case where one firm, say n , signs a license with the innovator in possession of a good type innovation, thus introducing a new product. The competition game is now asymmetric, firm n selling two of the existing $(n + 1)$ products, whereas its competitors sell one each.

Firm n 's profit is now

$$\Pi_n(p_n, p_{n+1}) = (p_n - c)D_n(p_1, \dots, p_n, p_{n+1}) + (p_{n+1} - c)D_{n+1}(p_1, \dots, p_n, p_{n+1})$$

Whereas firm i 's profit, for $i \in \{1, \dots, n - 1\}$, is

$$\Pi_i(p_i) = (p_i - c)D_i(p_1, \dots, p_n, p_{n+1})$$

The equilibrium of the pricing game yields the following prices (all prices are above c

and generate positive demands):

$$p_i = \frac{v + (1 + \mu)(nv + c(1 + n + (n - 1)\mu))}{2 - \mu^2 + n(1 + \mu)(2 + \mu)} \text{ for } i \in \{1, \dots, n - 1\}$$

$$p_n = p_{n+1} = \frac{v(2 + \mu + 2n(1 + \mu)) + c(2 + 2n(1 + \mu)^2 - \mu(1 + 2\mu))}{4 - 2\mu^2 + 2n(1 + \mu)(2 + \mu)}$$

and the profits are

$$\pi = \Pi_n = \frac{(c - v)^2(1 + n + \mu(n - 1))(2 + \mu + 2n(1 + \mu))^2}{2(1 + n)^2(2 - \mu^2 + n(1 + \mu)(2 + \mu))^2}$$

$$\pi_l = \Pi_i = \frac{(c - v)^2(1 + n + \mu n)^3}{(1 + n)^2(2 - \mu^2 + n(1 + \mu)(2 + \mu))^2} \text{ for } i \in \{1, \dots, n - 1\}$$

We check that $\pi_l \leq \pi_0$.

Proposition 5

We prove the results separately in the case where the entrants bargain first and in the case where the incumbents bargain first. We denote $p_2^{IE}(k, l)$ the price in second period when there are k incumbents and l entrants left in the sequence in the case where the incumbents negotiate before the entrants. Similarly denote $p_2^{EI}(l, k)$ the price in second period when there are l entrants and k incumbents left in the sequence in the case where the entrants negotiate before the incumbents.

Entrants bargain first

Claim: *In equilibrium the license is signed in period 1 iff the following conditions are satisfied:*

$$\Delta > \widehat{\Delta}(n, e) = p_2^{EI}(e, n) - q\pi^e$$

where $p_2^{EI}(e, n)$ is the price in the second period where the license is sold to the first entrant at a price:

$$p_2^{EI}(e, n) = \left(1 - \frac{1}{2^e}\right)\pi^e + \left(\frac{1}{2}\right)^{n+e} (2\pi_l - \pi_0 - \pi) + \frac{1}{2^e}(\pi - \pi_l)$$

Proposition 5 is then a direct consequence. Indeed we have:³²

$$\widehat{\Delta} = p_2^{EI}(e, n) - q\pi^e = (1 - q)\pi^e + \frac{1}{2^e} \left[\pi - \pi_l - \pi^e + \left(\frac{1}{2}\right)^n (2\pi_l - \pi_0 - \pi) \right]$$

³²Since $\pi^e > \pi$ and by Assumption 1, $2\pi_l < \pi_0 + \pi$

We therefore have:

$$\frac{\partial \widehat{\Delta}}{\partial e} = -\ln(2) \frac{1}{2^e} \left[\pi - \pi_l - \pi^e + \left(\frac{1}{2}\right)^n (2\pi_l - \pi_0 - \pi) \right] > 0$$

and

$$\lim_{e \rightarrow +\infty} \frac{\partial \widehat{\Delta}}{\partial n} = (1 - q) \frac{\partial \pi^e}{\partial n} < 0$$

Proof of the claim:

Second period

We consider the case where $\pi^e > \pi$ and the entrants negotiate before the incumbents: The sequence of bargaining in both periods is e entrants followed by n incumbents. In period 2, if bargaining fails with the e entrants, under Assumption 1 a license will be signed with the first incumbent at a price $p_2^{EI}(0, n) = \left(\frac{1}{2}\right)^n (\pi_l - \pi_0) + \left(1 - \left(\frac{1}{2}\right)^n\right) (\pi - \pi_l)$ (same reasoning as for equation (2) in Proposition 1).

Consider the second period negotiation with the last entrant. If bargaining fails, the innovator obtains $p_2^{EI}(0, n)$ and the entrant 0. If it succeeds, the innovator gets $p_2^{EI}(1, n)$ and the entrant $\pi^e - p_2^{EI}(1, n)$. The equal split of the surplus implies:

$$p_2^{EI}(1, n) = \frac{1}{2}(\pi^e + p_2^{EI}(0, n)) = \frac{1}{2}\pi^e + \left(\frac{1}{2}\right)^{n+1} (2\pi_l - \pi_0 - \pi) + \frac{1}{2}(\pi - \pi_l)$$

If it starts, negotiation with the last entrant succeeds since $\pi^e > \pi > p_2^{EI}(0, n)$ implies $p_2^{EI}(1, n) > p_2^{EI}(0, n)$. Note that $p_2^{EI}(1, n) < \pi^e$.

Consider the second period negotiation with the entrant before last. If bargaining fails, the innovator obtains $p_2^{EI}(1, n)$ and the entrant 0. If it succeeds, the innovator gets $p_2^{EI}(2, n)$ and the entrant $\pi^e - p_2^{EI}(2, n)$. The equal split of the surplus implies:

$$p_2^{EI}(2, n) = \frac{1}{2}(\pi^e + p_2^{EI}(1, n)) = \left(1 - \frac{1}{2^2}\right)\pi^e + \left(\frac{1}{2}\right)^{n+2} (2\pi_l - \pi_0 - \pi) + \frac{1}{2^2}(\pi - \pi_l)$$

Note that $p_2^{EI}(2, n) > p_2^{EI}(1, n)$. As a consequence, under Assumption 1, if negotiations start in the second period, signature occurs with the first entrant at a price

$$p_2^{EI}(e, n) = \left(1 - \frac{1}{2^e}\right)\pi^e + \left(\frac{1}{2}\right)^{n+e} (2\pi_l - \pi_0 - \pi) + \frac{1}{2^e}(\pi - \pi_l)$$

First period

We now show that a license is signed in period 1 if and only if:

$$\Delta > \widehat{\Delta}(n, e) = p_2^{E,I}(e, n) - q\pi^e \tag{4}$$

First step: suppose condition (4) is satisfied and a license is signed in period 2.

We show that then, in any PBNE, there exists a deviation in the first period. Consider negotiation with the last entrant in period 1. If the negotiation fails, this entrant knows he will not sign a license and will make zero profits.³³ If he signs he expects a profit $q\pi^e$: in a round where he makes an offer, he can offer a price larger than $p_2^{E,I} - \Delta$ and get a larger surplus than by waiting if condition (4) is satisfied; Such an offer will be accepted by both types of innovators, and this constitutes a deviation from the candidate SPNE.

Second step: Suppose condition (4) is not satisfied. Then we show a license is signed in the second period.

Following the same logic as Proposition 2, we know that in this case, if $p_2^{E,I}(e, n) - \Delta > q(\pi - \pi_{le})$, no profitable deviation is possible in negotiation with the last incumbent in period 1. This condition is implied by the fact that (4) is not satisfied since $\pi^e > \pi$. The same logic applies for all the previous incumbents who effectively become the last.

Given condition (4) we also know that none of the entrants other than the first will sign in period 1 either. Consider finally the negotiation with the first entrant in the sequence. If he signs in period 1, his expected reward is $q\pi^e$ while if he waits, his expected profit is $q(\pi^e - p_2^{E,I}(e, n))$. So no signature will occur with the first entrant in period 1 as long as $qp_2^{E,I}(e, n) < p_2^{E,I}(e, n) - \Delta$. Since $p_2^{E,I}(e, n) \leq \pi^e$, this condition is implied by the fact that (4) is not satisfied. We have shown that therefore there is no deviation in the first period.

Incumbents bargain first

Second period

In period 2, if bargaining fails with the n incumbents, a license is signed with the first entrant at a price $p_2^{IE}(0, e) = (1 - \frac{1}{2^e})\pi^e$ (same reasoning as for equation (2) in Proposition 1 with outside options of the entrants and the seller equal to zero).

Consider the second period negotiation with the last incumbent. If bargaining fails, the innovator obtains $p_2^{IE}(0, e)$ and the incumbent π_{le} . If it succeeds, the innovator gets $p_2^{IE}(1, e)$ and the incumbent $\pi - p_2^{IE}(1, e)$. The equal split of the surplus implies:

$$p_2^{IE}(1, e) = \frac{1}{2} (\pi - \pi_{le} + p_2^{IE}(0, e)) = \frac{1}{2} (\pi - \pi_{le} + \pi^e) - \left(\frac{1}{2}\right)^{e+1} \pi^e$$

The innovator sells its product to the last incumbent instead of waiting for the first entrant if and only if $p_2^{IE}(1, e) \geq p_2^{IE}(0, e)$, *i.e.* if the following condition is satisfied:³⁴

$$\pi - \pi_{le} > \pi^e \left(1 - \left(\frac{1}{2}\right)^e\right) \quad (5)$$

³³Since the order is identical in the second period

³⁴Note that the left term is independent of the number of potential entrants, whereas the right term increases in e : condition (5) becomes more constraining when the number of potential entrants increases.

Assume first that condition (5) does not hold. The negotiation with the last incumbent cannot succeed. Negotiation with the previous incumbent in the sequence thus has the same features as with the last, and does not succeed for the same reason. Therefore negotiation fails with all incumbents and a license is signed in period 2 with the first entrant in the sequence.

Assume instead that condition (5) does hold. Consider the negotiation with the incumbent before last in the sequence. If bargaining fails, a license will be signed with the last incumbent: The innovator obtains $p_2^{IE}(1, e)$ and the incumbent π_l . If it succeeds, the innovator gets $p_2^{IE}(2, e)$ and the incumbent $\pi - p_2^{IE}(2, e)$. A license will be signed with this incumbent rather than the following iff $\pi - \pi_l > p_2^{IE}(1, e)$, *i.e.*:³⁵

$$\pi - 2\pi_l + \pi_{le} > \pi^e \left(1 - \left(\frac{1}{2}\right)^e\right) \quad (6)$$

If condition (6) holds, the equal split of the surplus in the negotiation with the incumbent before last implies:

$$p_2(2, e) = \frac{1}{2}(\pi - \pi_l + p_2^{IE}(1, e)) = \pi - \pi_l + \frac{1}{2}(2\pi_l - \pi_{le} + \pi^e - \pi) - \left(\frac{1}{2}\right)^{e+2}(\pi^e)$$

For the previous incumbents, the profits and outside options are as in the proof of Proposition 1. Applying the same logic, we show that the first incumbent signs the license at a price

$$p_2(n, e) = \pi - \pi_l + \left(\frac{1}{2}\right)^n (2\pi_l - \pi - \pi_{le} + \pi^e) - \left(\frac{1}{2}\right)^{e+n} \pi^e$$

Note that $\frac{\partial p_2(n, e)}{\partial e} \geq 0$.

Summary: In the second period,

1. If (5) is not satisfied, the license is signed with the first entrant at a price

$$p_2^{IE}(0, e) = \left(1 - \frac{1}{2^e}\right)\pi^e$$

2. If (5) is satisfied and (6) is not satisfied, the license is signed with the last incumbent at a price

$$p_2^{IE}(1, e) = \frac{1}{2}(\pi - \pi_{le} + \pi^e) - \left(\frac{1}{2}\right)^{e+1}(\pi^e)$$

³⁵Note that if $\pi_{le} < \pi_l$, which is likely if entry reduces profits on the market, then condition (6) is more binding than condition (5) and in the continuation equilibrium, signature may occur with the last incumbent in the sequence (when condition (5) holds and condition (6) does not)

3. If (5) (6) are satisfied, the license is signed with the first incumbent at a price

$$p_2(n, e) = \pi - \pi_l + \left(\frac{1}{2}\right)^n (2\pi_l - \pi - \pi_{le} + \pi^e) - \left(\frac{1}{2}\right)^{e+n} (\pi^e)$$

First period

We distinguish the different cases identified in the second period

Case 1: In the second period the license is signed by the first entrant.

Claim: In this case, a license is signed in first period if and only if

$$q\pi^e > p_2^{IE}(0, e) - \Delta \tag{7}$$

Proof: We follow the lines of Proposition 2. Note that given the analysis of the second period, we know that the condition for case 1 is $\pi - \pi_{le} < \pi^e(1 - (\frac{1}{2})^e)$.

First step: If condition (7) is satisfied, then consider a PBNE where the license is signed in the second period. We show there exists a deviation in the first period.

Consider the last negotiation in period 1. If the negotiation fails, the last entrant expects a zero profit, and the innovator with a good type innovation expects $p_2^{IE}(0, e) - \Delta$. If a the license is signed, the entrant expects a profit $q\pi^e$. Thus, in any round where the entrant makes an offer, he can offer a price larger than $p_2^{IE}(0, e) - \Delta$ and get a larger surplus than by waiting if condition (7) is satisfied; Such an offer will be accepted for both types of innovations, and this constitutes a deviation from the candidate equilibrium.

Second step: We show that if the condition is not satisfied, then the license is signed in the second period.

Following the same logic as Proposition 2 step 2, we know that in this case, given condition $q\pi^e < p_2(0, e) - \Delta$ no profitable deviation is possible in negotiation with the last entrant. Same logic applies for all the previous entrants who effectively become the last.

However we have an extra step compared with Proposition 2: we need to show that neither the first entrant, nor the incumbent signs in period 1 either. Consider the first entrant in the sequence. Because the order is not redrawn in the second period, he knows he will sign the in the second period if everything fails in the first. We have to guarantee that he does not sign in the first period. The condition is: $q\pi^e - q(\pi^e - p_2(0, e)) < p_2(0, e) - \Delta$. Because $p_2(0, e) = (1 - \frac{1}{2^e})\pi^e < \pi^e$, this condition is implied by (7). Consider now the last incumbent in sequence. The condition such that no profitable deviation exists is: $q\pi - q\pi_{le} < p_2(0, e) - \Delta$. Given that $q\pi^e < p_2(0, e) - \Delta$, we know that this condition is also implied by $q\pi^e < p_2(0, e) - \Delta$. The same applies to all previous incumbents in the sequence. We have shown that therefore there is no deviation in the first period.

Case 2: In the second period the license is signed by the last incumbent.

Claim: In this case, a license is signed in first period if and only if

$$q\pi^e > p_2^{IE}(1, e) - \Delta \quad (8)$$

Proof: Given the analysis of the second period, we know that the condition for case 2 is $\pi - \pi_{le} > \pi^e(1 - (\frac{1}{2})^e)$ and $\pi - 2\pi_l + \pi_{le} < \pi^e(1 - (\frac{1}{2})^e)$.

First step: If condition (8) is satisfied, then consider a PBNE where the license is signed in the second period. We show there exists a deviation in the first period for the last entrant in the sequence. He can offer a price larger than $p_2^{IE}(1, e) - \Delta$ and get a larger surplus than by waiting. Such an offer will be accepted for both types of innovations, and this constitutes a deviation from the candidate equilibrium.

Second step: We show that if the condition is not satisfied, then the license is signed in the second period.

Following the same logic as Proposition 2 step 2, we know that if condition (8) is not satisfied, there is no profitable deviation by the last entrant. As a consequence there is no profitable deviation by any previous entrant in the sequence.

Furthermore, as $p_2^{IE}(1, e) < \pi < \pi^e$, when (8) is not satisfied we have $qp_2^{IE}(1, e) < p_2^{IE}(1, e) - \Delta$, and therefore there is no profitable deviation in the first period by the last incumbent: signing the license in period 1 would bring him a gross surplus $qp_2^{IE}(1, e)$ such that he could not offer a price higher than $p_2^{IE}(1, e) - \Delta$ for the license.

Finally, as $\pi - \pi_l < \pi^e$, when (8) is not satisfied we have $q(\pi - \pi_l) < p_2^{IE}(1, e) - \Delta$, and therefore there is no profitable deviation in the first period by any incumbent before the last: signing the license in period 1 would bring him a gross surplus $q(\pi - \pi_l)$ such that he could not offer a price higher than $p_2^{IE}(1, e) - \Delta$ for the license.

Case 3: In the second period the license is signed by the first incumbent.

Claim: In this case, a license is signed in first period if and only if

$$q \max(\pi - \pi_l, \pi^e) > p_2^{IE}(n, e) - \Delta \quad (9)$$

Proof: We do the proof in the case $\pi^e < \pi - \pi_l$, reasoning is the same in the other case.

Given the analysis of the second period, we know that the condition for case 3 is $\pi - \pi_{le} > \pi^e(1 - (\frac{1}{2})^e)$ and $\pi - 2\pi_l + \pi_{le} > \pi^e(1 - (\frac{1}{2})^e)$.

First step: If condition (9) is satisfied, then consider a PBNE where the license is signed in the second period. We show there exists a deviation in the first period for the last incumbent in the sequence. He can offer a price larger than $p_2^{IE}(1, e) - \Delta$ and

get a larger surplus than by waiting. Such an offer will be accepted for both types of innovations, and this constitutes a deviation from the candidate equilibrium.

Second step: We show that if the condition is not satisfied, then the license is signed in the second period.

Following the same logic as Proposition 2 step 2, we know that, as $q\pi^e < p_2^{IE}(n, e) - \Delta$, no entrant signs in the first period. Besides, as $q(\pi - \pi_l) < p_2^{IE}(n, e) - \Delta$, there is no profitable deviation in the negotiation with the last incumbent. As a consequence all previous incumbents except the first cannot profitably deviate by buying a license in period 1. Finally, the first incumbent has even less incentive to buy a license in the first period as he gets more by waiting than its competitors.

Proposition 6

The proof is similar to the proof of Proposition 2 except that the buyer has no private information in the first period and believes his innovation is good with probability q . The condition for signing in period 1 thus becomes

$$q\pi - q\left[\frac{1}{n}(\pi - p_2(n)) + \frac{n-1}{n}\pi_l\right] \geq qp_2(n) - \Delta$$

This is equivalent to

$$\Delta \geq \underline{\Delta}(n) = q\frac{n-1}{n}[\pi_l - \pi + p_2(n)]$$

In Proposition 1 we established that $p_2(n) < \pi - \pi_l$ and thus $\underline{\Delta}(n) < 0$ for all values of q and n .

Proposition 7

The proof is identical to the proof of Proposition 2 with two main distinctions:

- the beliefs of the buyer are not updated during the bargaining process as there is no private information
- if the innovator develops the innovation herself, her expected profits are $\hat{q}p_2(n) - \Delta$.

The condition for signature in period one thus becomes

$$q\pi - q\left[\frac{1}{n}(\pi - p_2(n)) + \frac{n-1}{n}\pi_l\right] \geq \hat{q}p_2(n) - \Delta$$

A license is signed in period 1 if and only if

$$\Delta \geq \underline{\Delta}^*(n)$$

where $\underline{\Delta}^*(n) = p_2(n)\left(\hat{q} - \frac{q}{n}\right) + q\frac{n-1}{n}[\pi_l - \pi]$

We find:

$$(\underline{\Delta}^*)'(n) = [\pi - 2\pi_l + \pi_0 - \kappa] \frac{1}{2^n} \left[\ln(2) \left(\hat{q} - \frac{q}{n} \right) - q \frac{1}{n^2} \right]$$

Therefore for $n \geq 2$, $\underline{\Delta}^*(n)$ is increasing in n .

Second price auction

We consider a model where in each period the buyers bid in a second price auction. The innovator then accepts or rejects the second highest bid. If she accepts, a license is signed with the highest bidder who pays a price equal to the second highest bid and the game ends. If she refuses in the first period, she decides whether to develop the product herself and then runs an auction in the second period. If she refuses in the second, the license is not sold and the players get their outside options. We suppose that, in the case where the invention is good, the value of the license to each buyer is drawn from a distribution $\pi \sim F$ with support $[\underline{\pi}, \bar{\pi}]$. We consider the case where profits do not depend on n . For simplicity, we assume that $\underline{\pi} > \kappa$, and that $V_l = V_0 = 0$.

Second period

In the second period, the type of the inventor is known. The unique equilibrium is such that all buyers bid exactly their valuation (equilibrium bidding strategy in a second price auction). Thus in the second period

$$p_2(n) = E[\pi_{n2}] \tag{10}$$

where π_{n2} is the second highest valuation among n valuations. Mechanically, the price in the second period is therefore an increasing function of n as you take more draws. Note that because $\underline{\pi} > \kappa$, all bids are accepted by the innovator.

First period

In the first period, the equilibrium is defined by:

- Bidding strategies for the buyers
- An acceptance rule by the innovator

We first note that bids strictly above $q\pi$ are dominated for a player with valuation π . We eliminate such strategies. After elimination of these strategies, we show that bidding exactly $q\pi$ is a dominant strategy for a player with valuation π . Consider a bid $b < q\pi$. There are three cases to be considered:

Case 1 bid b is the highest bid. In that case bidding $q\pi$ does not change the outcome (outcome purely determined by the second highest bid).

Case 2 bid b is not the highest bid and the outcome of bidding is accepted by the good type innovator. We denote b_1 the highest bid in that case. If $b_1 > q\pi$ deviating to bidding $q\pi$ has no effect. If $b_1 \leq q\pi$, The expected profits if a bid $q\pi$ is made is $q\pi - b_1 \geq 0$ (the outcome is also accepted by the innovator since one of the bids was increased and the others kept unchanged). Thus bidding $q\pi$ is preferable to bidding b that gives zero profits.

Case 3 bid b is not the highest bid and the outcome of bidding is not accepted by the good type innovator. We denote b_1 the highest bid in that case. If $b_1 > q\pi$ deviating to bidding $q\pi$ has no effect. If $b_1 \leq q\pi$, there are two sub cases to be considered:

- If when bid $q\pi$ is made, the outcome is still not accepted (i.e the innovator does not accept an outcome of b_1), then bidding $q\pi$ has no effect
- Consider now the case where, when bid $q\pi$ is made, the outcome is accepted. The profits in that case are $q\pi - b_1 \geq 0$. If π is not the highest valuation among the n bidders, then the bidder would lose the auction in period 2 and strictly prefers bidding $q\pi$ this period. If he has the highest valuation, we denote π_{n2} the second highest valuation. In the second period, if the innovation is good he will win the auction and make profits $\pi - \pi_{n2}$. So in period zero, if he does not deviate, his expected profits are $q(\pi - \pi_{n2})$. If he deviates and bids $q\pi$, his profits are $q\pi - b_1$. We know that $b_1 \leq q\pi_{n2}$.³⁶ So the bidder weakly prefers deviating and bidding $q\pi$ in period 1.

We have therefore shown by elimination of weakly dominated strategies, that bidding $q\pi$ is an equilibrium.

We now examine the acceptance rule of the innovator. Given the strategies of the buyers, he knows they all bid $q\pi$ in the first period. If the innovator accepts the period one offers, her profits are:

$$q\pi_{n2} \tag{11}$$

If she waits, she obtains

$$\pi_{n2} - \Delta \tag{12}$$

Thus the condition for signature in period 1 is:

$$\Delta \geq (1 - q)E[\pi_{n2}] \tag{13}$$

As $E[\pi_{n2}]$ is increasing in n (take more draws from the distribution of values), we get exactly the same result as in our bargaining model. As n increases it becomes more

³⁶For a player with value π , we eliminated the dominated strategy of bidding strictly more than $q\pi$.

difficult to sign in the first period. The intuition is the same: in the second period, the good type knows he can appropriate the full revenues.

Proposition 8

1. We show result 1 in two steps:

Step 1: there is no pooling equilibrium where both types sign in period 2.

Suppose such an equilibrium exists. In period 2, the uncertainty is resolved, both types sign a license. The low type obtains a price p_2^L and the high type $p_2^H \geq p_2^L$. In the first period, when it is the buyer's turn to make an offer, he can offer a price $p' = p_2^L + \zeta - \Delta$ with $0 < \zeta < p_2^H - p_2^L$. This offer is accepted by the low type and rejected by the high type. Furthermore, this deviation is profitable for the buyer if $\zeta < \Delta$: if the innovator is of high type, the payoffs are unchanged and if she is of low type, the payoffs are increased $\pi_L - p' = \pi_L - p_2^L - \zeta + \Delta > \frac{1}{n}(\pi_L - p_2^L) + \frac{n-1}{n}\pi_l$. So the pooling equilibrium where both sign in period 2 cannot exist.

Step 2: in a separating equilibrium, the low type signs in the first period

Suppose there exists a separating equilibrium where the high type signs in period 1 and the low type in period 2. This cannot be, since the low type always want to mimic the high type and will accept the offer in period 1.

2. Suppose the high type signs in second period at a price p_2^H . From result 1, we know the low type signs in period 1 at a price p_1 such that $p_2^H - \Delta > p_1 > p_2^L - \Delta$

Consider a round where the buyer is making an offer in period 1. If the buyer offers a price $p' > p_2^H - \Delta$, the contract is accepted by both types. His expected utility is then $q\pi_H + (1 - q)\pi_L - p'$. Furthermore, his maximum utility in equilibrium is $(1 - q)[\pi_L - p_1] + q[\frac{1}{n}(\pi_H - p_2^H) + \frac{n-1}{n}\pi_l]$

If $q\pi_H + (1 - q)\pi_L - [(1 - q)[\pi_L - p_1] + q[\frac{1}{n}(\pi_H - p_2^H) + \frac{n-1}{n}\pi_l]] > p_2^H - \Delta$, then it is always possible to find $p' > p_2^H - \Delta$ such that the buyer prefers to offer p'

This condition is equivalent to $q\pi_H - \frac{q}{n}[\pi_H + (n - 1)\pi_l] > p_2^H(1 - \frac{q}{n}) - (1 - q)p_2^L - \Delta$, condition stated in 2.

3. The reasoning follows exactly the reasoning of step 1 in the proof of Proposition 2 (case where the low type produces an invention of value zero). The only changes are the expected profits and the outside options.